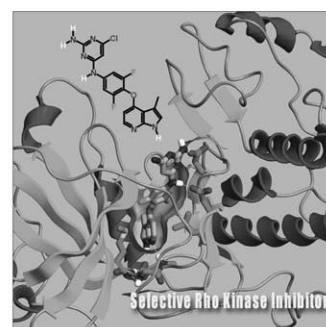
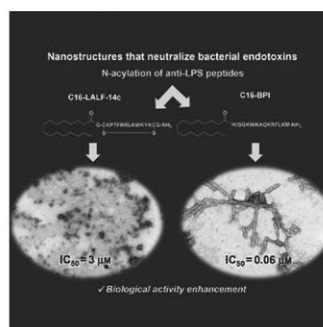
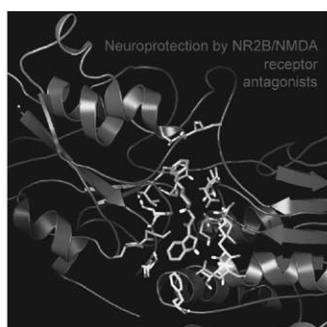
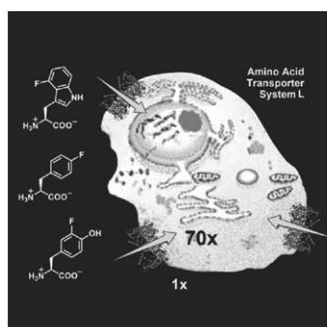
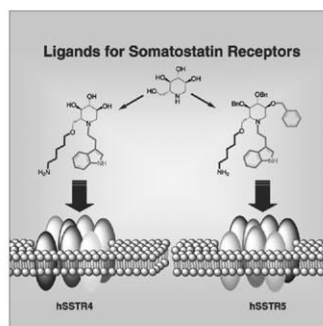
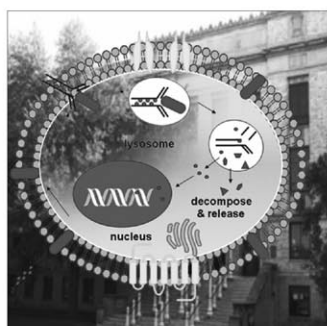
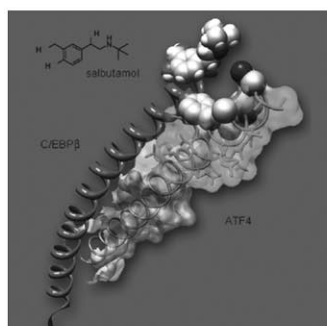

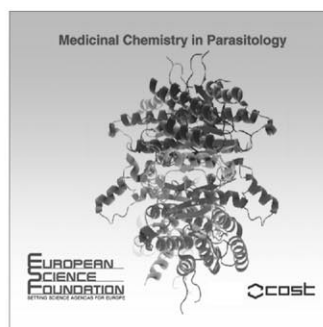
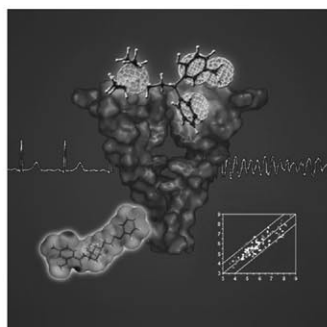
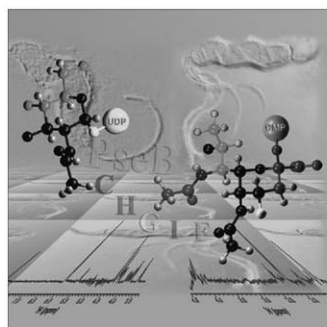


CHEMMEDCHEM

CHEMISTRY ENABLING DRUG DISCOVERY



2008 Index

WILEY-VCH

CHEMMEDCHEM

CHEMISTRY ENABLING DRUG DISCOVERY

Issue	Pagination	Print Publication*
1	1–192	January 11
2	193–368	February 15
3	369–508	March 14
4	509–676	April 14
5	677–848	May 19
6	849–1008	June 16
7	1009–1144	July 14
8	1145–1284	August 18
9	1285–1464	September 15
10	1465–1620	October 20
11	1621–1796	November 17
12	1797–2004	December 15

* All articles were previously available in EarlyView.

AUTHOR INDEX

The entry for correspondence authors includes the complete information regarding the article.
For coauthors, the type of article and the page numbers are listed.

(C) = Concepts (CR) = Conference Reports (F) = Full Papers (H) = Highlights (M) = Minireviews (R) = Reviews
(S) = Communications (E) = Essay


A

- Abagyan, R. (S) 881–884
 Abe, T. (S) 1658–1661
 Accardo, A. (F) 594–602
 Ackland, S. P. (F) 1878–1892
 Adam, G. (F) 323–335
 Agarwal, Atul (S) 1658–1661
 Agrawal, Arpita (F) 812–820
 Aiello, F. (F) 986–990, 1677–1686
 Aime, S.
 – A Novel Method of Cellular Labeling: Anchoring MR-Imaging Reporter Particles on the Outer Cell Surface (S) 60–62
 DOI: 10.1002/cmdc.200700182
 – Efficient Cellular Labeling by CD44 Receptor-Mediated Uptake of Cationic Liposomes Functionalized with Hyaluronic Acid and Loaded with MRI Contrast Agents (S) 1858–1862
 DOI: 10.1002/cmdc.200800234
 Akaho, E. (F) 454–460
 Al-masri, I. M. (F) 1763–1779
 Al-Shamkhani, A. (F) 1061–1070
 Albericio, F.
 – Conformationally Restricted Hydantoin-Based Peptidomimetics as Inhibitors of Caspase-3 with Basic Groups Allowed at the S₃ Enzyme Subsite (F) 979–985
 DOI: 10.1002/cmdc.200800020
 – Nanostructure Formation Enhances the Activity of LPS-Neutralizing Peptides (F) 1748–1755
 DOI: 10.1002/cmdc.200800209
 – Use of *N*-Methylpiperazine for the Preparation of Piperazine-Based Unsymmetrical Bis-Ureas as Anti-HIV Agents (S) 1034–1037
 DOI: 10.1002/cmdc.200800059
 Alborzinia, H. (F) 1104–1109
 Albrecht, J. (F) 885–897
 Alderighi, D. (S) 745–748
 Aldini, G. (F) 1913–1921
 Alessi, D. R. (R) 1810–1838
 Alexis, F. (S) 1311–1315, 1839–1843
 Ali, H. I. (F) 454–460
 Allan, G. (F) 1756–1762
 Aloj, L. (F) 594–602
 Alphey, M. S. (F) 91–101
 Altamura, M. (F) 1048–1060
 Altenkämper, M. (F) 1217–1231, 1232–1241
 Altman, K. W. (M) 552–559
 Altschuh, D. (F) 1345–1355

- Altucci, L.
 – Synthesis of Benzamides Related to Anacardic Acid and Their Histone Acetyltransferase (HAT) Inhibitory Activities (F) 1435–1442
 DOI: 10.1002/cmdc.200800096
 Álvarez, L. D. (F) 1869–1877
 Álvarez, R. (F) 1435–1442
 Alves, F. (F) 1946–1955
 Ambroise, Y.
 – Discovery of Aryltrifluoroborates as Potent Sodium/Iodide Symporter (NIS) Inhibitors (S) 1207–1209
 DOI: 10.1002/cmdc.200800049
 – Enhanced Iodide Sequestration by 3-Biphenyl-5,6-dihydroimidazo[2,1-*b*]thiazole in Sodium/Iodide Symporter (NIS)-Expressing Cells (F) 1211–1216
 DOI: 10.1002/cmdc.200800052
 Amori, L. (S) 1199–1202
 André, T. (F) 1404–1411
 Animati, F. (F) 266–279
 Anke, T. (F) 924–939
 Anlauf, S. (F) 619–626
 Appella, D. H.
 – A Small Molecular Scaffold for Selective Inhibition of Wip1 Phosphatase (S) 230–232
 DOI: 10.1002/cmdc.200700281
 Appella, E. (S) 230–232
 Aránega, A. (F) 127–135
 Arban, R. (S) 226–229
 Arena, A. (F) 1419–1426
 Arena, N. (F) 1419–1426
 Arhin, F. F. (S) 1863–1868
 Armand-Ugón, M. (F) 573–593, (S) 1034–1037, (F) 1412–1418, 1549–1557
 Arosio, D. (F) 1589–1603
 Arra, C. (F) 594–602
 Artico, M. (F) 1412–1418
 Asso, V. (S) 1530–1534
 Avramova, S. I. (S) 745–748

B

- B-Rao, C.
 – Modeling and Selection of Flexible Proteins for Structure-Based Drug Design: Backbone and Side Chain Movements in p38 MAPK (F) 336–344
 DOI: 10.1002/cmdc.200700255
 Bacher, A. (F) 91–101
 Bagalkot, V. (S) 1311–1315
 Bagrel, D.
 – A Sugar-Modified Phosphole Gold Complex with Antiproliferative Properties Acting as a Thioredoxin Reductase Inhibitor in MCF-7 Cells (S) 1667–1670
 DOI: 10.1002/cmdc.200800210
 Bailey, M. D. (S) 1654–1657
 Bajorath, J.
 – Integrating Structure- and Ligand-Based Virtual Screening: Comparison of Individual, Parallel, and Fused Molecular Docking and Similarity Search Calculations on Multiple Targets (F) 1566–1571
 DOI: 10.1002/cmdc.200800129
 – Similarity Searching using Compound Class-Specific Combinations of Substructures Found in Randomly Generated Molecular Fragment Populations (S) 67–73
 DOI: 10.1002/cmdc.200700199
 Balaban, T. S. (S) 1185–1188
 Ban, H. S. (F) 1094–1103
 Bander, N. H. (S) 1311–1315
 Bang, J. (S) 230–232
 Bannert, N. (F) 749–755
 Basili, S. (S) 1671–1676
 Basilico, N. (S) 873–876
 Basso, G. (S) 1671–1676
 Basto, P. (S) 1839–1843
 Batista, J. (S) 67–73
 Batllori, X. (F) 1549–1557
 Battaglia, E. (S) 1667–1670
 Baudoin, O.
 – Synthesis of Anti-Microtubule Biaryls and Preliminary Evaluation as Vascular-Disrupting Agents (F) 1731–1739
 DOI: 10.1002/cmdc.200800181
 Baumann, Karlheinz (F) 165–172
 Baumann, Knut (F) 302–315
 Bavari, S.
 – Three-Dimensional Database Mining Identifies a Unique Chemotype that Unites Structurally Diverse Botulinum Neurotoxin Serotype A Inhibitors in a Three-Zone Pharmacophore (F) 1905–1912
 DOI: 10.1002/cmdc.200800241
 Beale, P. (F) 145–151
 Bearne, S. L.
 – Ground State, Intermediate, and Multivalent Nucleotide Analogue Inhibitors of Cytidine 5'-Triphosphate Synthase (S) 1853–1857
 DOI: 10.1002/cmdc.200800236
 Beck, B.
 – A Composite Model for hERG Blockade (F) 254–265
 DOI: 10.1002/cmdc.200700221

- Beck-Sickinger, A. G.
– Generation of Carrier Peptides for the Delivery of Nucleic Acid Drugs in Primary Cells (F) 241–253
DOI: 10.1002/cmdc.200700216
- Bedia, C. (F) 946–953
- Belanger, O. (S) 1863–1868
- Bellocchi, D. (F) 914–923, (S) 1199–1202
- Belvisi, L.
– A Potent Integrin Antagonist from a Small Library of Cyclic RGD Pentapeptide Mimics Including Benzyl-Substituted Azabicycloalkane Amino Acids (F) 1589–1603
DOI: 10.1002/cmdc.200800143
- Benedetti, R. (S) 226–229
- Benet-Buchholz, J. (F) 619–626
- Benetos, C. A. (S) 1508–1515
- BenMohamed, L. (S) 737–741
- Bennabi, S. (F) 1893–1904
- Berettoni, M. (F) 266–279
- Berger, G. O. (F) 1356–1361
- Bertinaria, M. Corrigendum: 200, (F) 1443–1448
- Bertini, S. (S) 1530–1534
- Bertrand, D. (S) 1520–1524
- Bertrand, S. (S) 1520–1524
- Bettahi, I. (S) 737–741
- Bhadra, U.
– Development of Pyrrolo[2,1-c][1,4]benzodiazepine β -Galactoside Prodrugs for Selective Therapy of Cancer by ADEPT and PMT (F) 794–802
DOI: 10.1002/cmdc.200700328
- Bielawska, A. (M) 536–542
- Bielawski, K.
– Small-Molecule based Delivery Systems for Alkylating Antineoplastic Compounds (M) 536–542
DOI: 10.1002/cmdc.200700229
- Bigioni, M. (F) 266–279
- Bignon, J.
– Synthesis of Anti-Microtubule Biaryls and Preliminary Evaluation as Vascular-Disrupting Agents (F) 1731–1739
DOI: 10.1002/cmdc.200800181
- Billadeau, D. D. (F) 487–501
- Billich, A. (F) 356–360, (S) 1027–1029
- Billington, R. A. (F) 771–779
- Binaschi, M. (F) 266–279
- Binder, M. (F) 136–144
- Binnun, E. (S) 1525–1529
- Biot, C.
– Ferrocene Conjugates of Chloroquine and other Antimalarials: the Development of Ferroquine, a New Antimalarial (M) 383–391
DOI: 10.1002/cmdc.200700127
- Bishop, M. H. (F) 1250–1268
- Blaazer, A. R.
– Structure–Activity Relationships of Phenylalkylamines as Agonist Ligands for 5-HT_{2A} Receptors (M) 1299–1309
DOI: 10.1002/cmdc.200800133
- Blanot, D. (F) 1362–1370
- Blasi Roman, C. R. (F) 771–779
- Blum, A. (F) 1337–1344
- Boeckx, S. (F) 660–669
- Bogoeva-Gaceva, G. (F) 1377–1386
- Boissin, P. (F) 136–144
- Bojarski, L. (F) 627–634
- Bondavalli, F. (F) 898–913
- Boniface, A. (F) 1362–1370
- Borchert, H.-H. (F) 653–659
- Borrell, J. I. (F) 1549–1557
- Bortolato, A. (S) 1530–1534
- Bos, E. S. (S) 1189–1193
- Bosisio, E. (S) 418–420
- Bostock, J. (F) 1362–1370
- Botta, M.
– A Multidisciplinary Approach for the Identification of Novel HIV-1 Non-Nucleoside Reverse Transcriptase Inhibitors: S-DABOCs and DAVPs (F) 573–593
DOI: 10.1002/cmdc.200700198
- Anti-Inflammatory Activity of a New Class of Nitric Oxide Synthase Inhibitors That Release Nitric Oxide (F) 1580–1588
DOI: 10.1002/cmdc.200800201
- Synthesis of an Original Oxygenated Taxuspine X Analogue: a Versatile “Non-Natural” Natural Product with Remarkable P-gp Modulating Activity (S) 745–748
DOI: 10.1002/cmdc.200700337
- Botta, M. (F) 898–913
- Böttcher, J. (F) 1337–1344
- Bourson, A. (F) 323–335
- Bowyer, P. W. (M) 402–408
- Boyer, P. L. (F) 1129–1134
- Brandsch, M. (F) 1449–1456
- Bräse, S.
– Conjugation of Spermine Facilitates Cellular Uptake and Enhances Antitumor and Antibiotic Properties of Highly Lipophilic Porphyrins (S) 1185–1188
DOI: 10.1002/cmdc.200800013
- Brass, S. (F) 1323–1336
- Brenk, R.
– Lessons Learnt from Assembling Screening Libraries for Drug Discovery for Neglected Diseases (F) 435–444
DOI: 10.1002/cmdc.200700139
- Brisson, J.-R. (S) 55–59
- Brizzi, A. (F) 986–990
- Brock, R.
– Stimulus Dependence of the Action of Small-Molecule Inhibitors in the CD3/CD28 Signalling Network (F) 1404–1411
DOI: 10.1002/cmdc.200800134
- Brown, K. A.
– *N*-Myristoyltransferase: a Prospective Drug Target for Protozoan Parasites (M) 402–408
DOI: 10.1002/cmdc.200700301
- Brullo, C. (F) 898–913
- Bruni, E. (S) 421–424
- Bruno, O. (F) 898–913
- Bubert, C. (F) 1708–1730
- Büchold, C. (F) 302–315
- Buck, M. R. G. (S) 569–572
- Budisa, N.
– Intracellular uptake and inhibitory activity of aromatic fluorinated amino acids in human breast cancer cells (F) 1449–1456
DOI: 10.1002/cmdc.200800108
- Buettelmann, B. (F) 136–144
- Bujnicki, J. M. (F) 316–322
- Bunce, C. (F) 1371–1376
- Buntinx, M. (F) 660–669
- Bur, D. (S) 237–240
- Burnett, J. C. (F) 1905–1912
- Burns, C. J. (S) 1508–1515
- Burschka, C. (F) 152–164
- Burton, G.
– Hemisuccinate of 21-Hydroxy-6,19-Epoxyprogesterone: A Tissue-Specific Modulator of the Glucocorticoid Receptor (F) 1869–1877
DOI: 10.1002/cmdc.200800256
- Buschauer, A.
– Frontiers in Medicinal Chemistry in Regensburg (CR) 1181–1184
DOI: 10.1002/cmdc.200800114
- Bush, A. I.
– Sensitive, Selective, and Irreversible Inhibition of Cyclooxygenase-2 Activity by Copper (S) 223–225
DOI: 10.1002/cmdc.200700217
- Büttner, A. (S) 429–433
- Bytheway, I.
– The Calculation of Polar Surface Area from First Principles: An Application of Quantum Chemical Topology to Drug Design (F) 445–453
DOI: 10.1002/cmdc.200700262
- 



- Camaioni, E. (F) 914–923
- Camarasa, M.-J. (F) 111–119, 1083–1093
- Campos, J. M.
– Synthesis and Anticancer Activity of (*R,S*)-9-(2,3-Dihydro-1,4-Benzoxathiin-3-ylmethyl)-9*H*-Purines (F) 127–135
DOI: 10.1002/cmdc.200700180
- Cañada, F. J. (F) 756–770
- Canonico, P. L. (F) 771–779
- Capelli, A.-M. (S) 226–229
- Carafa, V. (F) 1435–1442
- Carballo, R. M. (F) 1740–1747
- Carotti, A. (S) 1199–1202
- Carraro, L. (F) 771–779
- Carrupt, P.-A. (F) 1443–1448
- Carson, E. I. (F) 1936–1945
- Casas, J. (F) 946–953
- Cascales, L. (F) 1748–1755
- Casella, L.
– Nitric Oxide Releasing Metal–Diazeniumdiolate Complexes Strongly Induce Vasorelaxation and Endothelial Cell Proliferation

- (F) 1039–1047
DOI: 10.1002/cmdc.200700354
- Castedo, L. (F) 756–770
- Castiglioni, E. (S) 226–229
- Castorina, M. (F) 1589–1603
- Castria, M. (F) 573–593
- Cavalli, A. (F) 345–355, (M) 523–535
- Ceccarelli, S. M.
– Metabolite Identification via LC-SPE-NMR-MS of the In vitro Biooxidation Products of a Lead mGlu5 Allosteric Antagonist and Impact on the Improvement of Metabolic Stability in the Series (F) 136–144
DOI: 10.1002/cmdc.200700203
- Cecchi, A. (F) 1780–1788
- Cena, C. (F) 1443–1448
- Cesnavicius, J. (F) 1387–1394
- Chagnault, V. (F) 1071–1076
- Chan, F.-Y. (S) 881–884
- Chan, N.-S. (F) 1323–1336
- Chander, S. K. (F) 1708–1730
- Chang, C.-C.
– A Dual Selective Antitumor Agent and Fluorescence Probe: the Binary BMVC–Porphyrin Photosensitizer (S) 725–728
DOI: 10.1002/cmdc.200700336
- Chang, T.-C.
– A Dual Selective Antitumor Agent and Fluorescence Probe: the Binary BMVC–Porphyrin Photosensitizer (S) 725–728
DOI: 10.1002/cmdc.200700336
- Chegaev, K. Corrigendum: 200
- Chen, C. (S) 732–736
- Chen, C.-N. (S) 1203–1206
- Chen, C.-T. (S) 725–728
- Chen, H.-J. (S) 1316–1321
- Chen, H. W. (F) 991–1001
- Chen, Jing (F) 173–180
- Chen, Juan (F) 1250–1268
- Chen, Q. (S) 1203–1206
- Chen, Y. (F) 487–501, 1250–1268
- Chiarugi, A. (F) 914–923
- Chibale, K.
– Reversed Chloroquinones Based on the 3,4-Dihydropyrimidin-2(1H)-one Scaffold: Synthesis and Evaluation for Antimalarial, β -Haematin Inhibition, and Cytotoxic Activity (S) 1649–1653
DOI: 10.1002/cmdc.200800172
- Chimirri, A.
– Computational Studies to Discover a New NR2B/NMDA Receptor Antagonist and Evaluation of Pharmacological Profile (F) 1539–1548
DOI: 10.1002/cmdc.200800124
- Cho, C.-C. (S) 725–728
- Chopra, I. (F) 1362–1370
- Choquesillo-Lazarte, D. (F) 127–135
- Chou, H.-T. (F) 1242–1249
- Choulier, L. (F) 1345–1355
- Chowdhury, R. (S) 569–572
- Christensen, J. S. (S) 1508–1515
- Chunduru, S. K. (S) 1508–1515
- Chung, W.-H. (S) 881–884
- Ciampa, A. (S) 60–62
- Ciampi, O. (F) 898–913
- Cima, M. J. (S) 1311–1315
- Ciombar, J. (F) 1118–1128
- Cipollone, A.
– Synthesis, Biological Evaluation, and Molecular Modeling Studies of Rebeccamycin Analogues Modified in the Carbohydrate Moiety (F) 266–279
DOI: 10.1002/cmdc.200700232
- Cipriani, S. (F) 1580–1588
- Ciranna, L. (F) 1539–1548
- Claffey, J. (S) 729–731
- Clark, A. J. (S) 742–744
- Clark, T.
– A Composite Model for hERG Blockade (F) 254–265
DOI: 10.1002/cmdc.200700221
- Clotet, B. (F) 1549–1557
- Clotet-Codina, I. (F) 573–593, 1549–1557
- Coburn, G. A. (S) 1508–1515
- Coesemans, E. (F) 660–669
- Coghi, P. (S) 873–876
- Cogoi, S. (S) 565–568
- Cohen, S. M.
– Zinc-Binding Groups Modulate Selective Inhibition of MMPs (F) 812–820
DOI: 10.1002/cmdc.200700290
- Collett, M. S. (S) 1508–1515
- Colombo, L. (F) 1589–1603
- Colombo, M. (F) 1589–1603
- Comin, M. J. (F) 1129–1134
- Comuzzi, C. (S) 565–568
- Condon, S. M.
– The Discovery of Pyrano[3,4-*b*]indole-Based Allosteric Inhibitors of HCV NS5B Polymerase with In Vivo Activity (S) 1508–1515
DOI: 10.1002/cmdc.200800168
- Conejo-García, A. (F) 127–135
- Conte, M. (F) 1435–1442
- Contemori, L. (F) 573–593
- Conti, F.
– pH Effects on the Conformational Preferences of Amyloid β -Peptide (1–40) in HFIP Aqueous Solution by NMR Spectroscopy (F) 833–843
DOI: 10.1002/cmdc.200700324
- Contini, S. (S) 226–229
- Cook, J. L. (F) 1250–1268
- Coppi, A. (S) 421–424
- Corbau, R. (F) 1756–1762
- Corelli, F. (S) 745–748
- Corens, D. (F) 660–669
- Costa, L. (F) 1539–1548
- Costantino, G. (F) 914–923
- Costi, M. P.
– Editorial: Opening Opportunities for New Drugs Against Neglected Diseases 371–373
DOI: 10.1002/cmdc.200800036
- Sequence-Based Identification of Specific Drug Target Regions in the Thymidylate Synthase Enzyme Family (M) 392–401
DOI: 10.1002/cmdc.200700215
- Cottin, T. (S) 429–433
- Crane, C. M. (F) 91–101
- Cristalli, G. (CR) 561–563
- Cruz, L. J. (F) 1748–1755
- Cruz-López, O. (F) 127–135
- Čubrilo, S. (F) 316–322
- Czarna, A. (F) 1118–1128



- Da Settimo, F.
– Highlighting the New Advances in Drug Discovery and Development (CR) 181–184
DOI: 10.1002/cmdc.200700268
- Dahse, H.-M. (F) 1217–1231
- D'Ambrosio, K. (F) 473–477
- Damiano, B. P. (S) 732–736
- D'Andrea, P. (F) 1048–1060
- Darley, M. G. (F) 445–453
- Dasgupta, G. (S) 737–741
- Davioud-Charvet, E. (S) 1667–1670
- Dayam, R. (F) 986–990
- de Clercq, E. (F) 970–978
- de Esch, I. J. P. (M) 861–872
- De Gregorio, A. (F) 1419–1426
- De Groot, A. H. J. (F) 660–669
- de Kort, M.
– Conjugation of ATIII-Binding Pentasaccharides to Extend the Half-Life of Proteins: Long-Acting Insulin (S) 1189–1193
DOI: 10.1002/cmdc.200800053
- de Lera, A. R.
– Synthesis of Benzamides Related to Anacardic Acid and Their Histone Acetyltransferase (HAT) Inhibitory Activities (F) 1435–1442
DOI: 10.1002/cmdc.200800096
- De Luca, L. (F) 79–90, 1539–1548, 1913–1921
- de Pascual-Teresa, B.
– Small-Molecule Negative Modulators of Adrenomedullin: Design, Synthesis, and 3D-QSAR Study (F) 1345–1355
DOI: 10.1002/cmdc.200800066
- De Petrocellis, L. (F) 1956–1964
- De Sarro, G. (F) 1539–1548
- De Simone, G.
– Carbonic Anhydrase Inhibitors: Binding of Indanesulfonamides to the Human Isoform II (F) 473–477
DOI: 10.1002/cmdc.200700274
- de Souza, N. J.
– European Medicinal Chemistry Education: The Transformational Accomplishments and Challenges (CR) 561–563
DOI: 10.1002/cmdc.200700316
- de Vries, H. (F) 111–119
- Deborde, V. (S) 1667–1670
- Decaudin, D. (F) 1687–1695
- Décor, A. (F) 1731–1739
- Decruy, T. (F) 1061–1070
- Degel, B. (F) 302–315
- Degen, J. (S) 1503–1507
- Degliesposti, G. (S) 421–424
- Delgado, A. (F) 946–953


- Dell'Agli, M. (S) 418–420
 Deng, J. (F) 1677–1686
 Di Cristina, A. (F) 345–355
 Di Fabio, R.
 – Heteroaryl-Substituted 4-(1*H*-pyrazol-1-yl)-5,6-dihydro-1*H*-pyrrolo[2,3-*d*]pyrimidine Derivatives as Potent and Selective Corticotropin-Releasing Factor Receptor-1 Antagonists (S) 226–229
 DOI: 10.1002/cmdc.200700230
 Di Felice, P. (S) 226–229
 Di Francesco, M. E. (S) 1030–1033
 Di Marzo, V.
 – Dopamides, Vanillylamides, Ethanolamides, and Arachidonic Acid Amides of Anti-inflammatory and Analgesic Drug Substances as TRPV1 Ligands (F) 1956–1964
 DOI: 10.1002/cmdc.200800271
 Di Stilo, A. Corrigendum: 200
 Díaz-Gavilán, M. (F) 127–135
 Diederich, F.
 – Exploring the Flap Pocket of the Antimalarial Target Plasmeprin II: The “55% Rule” Applied to Enzymes (S) 237–240
 DOI: 10.1002/cmdc.200700236
 – Synthesis and Characterization of Cytidine Derivatives that Inhibit the Kinase IspE of the Non-Mevalonate Pathway for Isoprenoid Biosynthesis (F) 91–101
 DOI: 10.1002/cmdc.200700208
 Diederich, W. E.
 – Computer-Aided Design and Synthesis of Nonpeptidic Plasmeprin II and IV Inhibitors (F) 1323–1336
 DOI: 10.1002/cmdc.200700270
 Diederich, W. E. (F) 1337–1344
 Dietrich, E. (S) 1863–1868
 Dietrich, U.
 – Inhibition of HIV-1 by a Peptide Ligand of the Genomic RNA Packaging Signal Ψ (F) 749–755
 DOI: 10.1002/cmdc.200700194
 Dietz, J. (F) 749–755
 Digiaco, M. (S) 1530–1534
 Dilly, S. J. (S) 742–744
 Distrutti, E. (F) 1580–1588
 Dive, D. (M) 383–391
 Divita, G. (F) 749–755
 Djerassi, C.
 – Sport Doping—A Double Blind Proposal (Y) 361–362
 DOI: 10.1002/cmdc.200700360
 Dokter, W. H. A. (S) 1189–1193
 Donati, D. (S) 226–229
 Donnini, S. (F) 1039–1047
 Dörr, S. (F) 1337–1344
 Douguet, D. (F) 1083–1093
 Dournaud, P. (F) 241–253
 Dove, S. (CR) 1181–1184
 Doyle, R. P.
 – Targeting the Folate Receptor (FR): Imaging and Cytotoxicity of Re¹ Conjugates in FR-Overexpressing Cancer Cells (F) 1387–1394
 DOI: 10.1002/cmdc.200800125
 Doyon, J.
 – Discovery of Potent, Orally Bioavailable Small-Molecule Inhibitors of the Human CCR2 Receptor (F) 660–669
 DOI: 10.1002/cmdc.200700276
 Draper, T. L. (S) 1508–1515
 Du, L. (F) 173–180
 Dubois, A. (S) 1863–1868
 Dumy, P.
 – Towards a Self-Adjuvanting Multivalent B and T cell Epitope Containing Synthetic Glycolipopeptide Cancer Vaccine (S) 737–741
 DOI: 10.1002/cmdc.200700315
 Durell, S. R. (S) 230–232
 Dyrks, T. (F) 165–172
- E**
- Egan, T. J. (S) 1649–1653
 Egido-Gabás, M. (F) 946–953
 Ehlert, K. (F) 1604–1615
 Ehmke, H. (F) 1893–1904
 Eisenreich, W. (F) 91–101
 El Alaoui, A. (F) 1687–1695
 El-Faham, A.
 – Use of *N*-Methylpiperazine for the Preparation of Piperazine-Based Unsymmetrical Bis-Ureas as Anti-HIV Agents (S) 1034–1037
 DOI: 10.1002/cmdc.200800059
 Elewaut, D. (F) 1061–1070
 Elliott, T. (F) 1061–1070
 Elseth, K. M. (M) 552–559
 Elz, S. (CR) 1181–1184
 Elzner, S. (F) 924–939
 Engbersen, J. F. J.
 – Poly(amido amine)s as Gene Delivery Vectors: Effects of Quaternary Nicotinamide Moieties in the Side Chains (F) 478–486
 DOI: 10.1002/cmdc.200700279
 Entwistle, R. A. (S) 1844–1847
 Eppink, M. H. M. (S) 1189–1193
 Erbe, D. V. (S) 1525–1529
 Ercolano, E. (F) 771–779
 Eren, G. (F) 914–923
 Erkel, G. (F) 924–939
 Espinosa, A. (F) 127–135
 Esposito, G. (S) 1858–1862
 Esté, J. A.
 – Use of *N*-Methylpiperazine for the Preparation of Piperazine-Based Unsymmetrical Bis-Ureas as Anti-HIV Agents (S) 1034–1037
 DOI: 10.1002/cmdc.200800059
 Esté, J. A. (F) 573–593, 1412–1418, 1549–1557
 Estrin, D. A. (F) 1869–1877
 Ettari, R.
 – Nonpeptidic Vinyl and Allyl Phosphonates as Falcipain-2 Inhibitors (S) 1030–1033
 DOI: 10.1002/cmdc.200800050
 Ettore, A. (F) 1048–1060
- F**
- Fabriàs, G.
 – Synthesis and Biological Activity of a Novel Inhibitor of Dihydroceramide Desaturase (F) 946–953
 DOI: 10.1002/cmdc.200700325
 Facchini, M. (F) 1412–1418
 Faccio, A. (S) 1671–1676
 Fadhil, I. (S) 1863–1868
 Falciani, C. (F) 573–593
 Faller, P.
 – Thioflavin Derivatives as Markers for Amyloid- β Fibrils: Insights into Structural Features Important for High-Affinity Binding (S) 63–66
 DOI: 10.1002/cmdc.200700188
 Familiar, O. (F) 1083–1093
 Farokhzad, O. C.
 – HER-2-Targeted Nanoparticle–Affibody Bioconjugates for Cancer Therapy (S) 1839–1843
 DOI: 10.1002/cmdc.200800122
 – Superparamagnetic Iron Oxide Nanoparticle–Aptamer Bioconjugates for Combined Prostate Cancer Imaging and Therapy (S) 1311–1315
 DOI: 10.1002/cmdc.200800091
 Fattori, D.
 – α,α -Cyclopentaneglycine Dipeptides Capped with Biaryls as Tachykinin NK₂ Receptor Antagonists (F) 1048–1060
 DOI: 10.1002/cmdc.200800018
 Fazzolari, E. (S) 226–229
 Feder, M.
 – Virtual Screening and Experimental Verification to Identify Potential Inhibitors of the ErmC Methyltransferase Responsible for Bacterial Resistance against Macrolide Antibiotics (F) 316–322
 DOI: 10.1002/cmdc.200700201
 Fegan, C. (F) 1922–1935
 Feijen, J. (F) 478–486
 Felicetti, P. (F) 266–279
 Fernández-Carneado, J. (F) 296–301
 Ferner, J. (F) 749–755
 Ferrari, S.
 – Sequence-Based Identification of Specific Drug Target Regions in the Thymidylate Synthase Enzyme Family (M) 392–401
 DOI: 10.1002/cmdc.200700215
 Ferro, S. (F) 1539–1548
 Feurer, A. (F) 1893–1904
 Figueroa-Pérez, S. (F) 1893–1904
 Filipek, S.
 – Molecular Models of the Interface between Anterior Pharynx-Defective Protein 1 (APH-1) and Presenilin Involving GxxxG Motifs

- (F) 627–634
DOI: 10.1002/cmdc.200700189
- Fiorucci, S.
– Anti-Inflammatory Activity of a New Class of Nitric Oxide Synthase Inhibitors That Release Nitric Oxide (F) 1580–1588
DOI: 10.1002/cmdc.200800201
- Fischer, D. (F) 1395–1403
- Fisher, K. (F) 145–151
- Flashman, E. (S) 569–572
- Fletcher, S. (M) 1159–1168
- Florent, J.-C. (F) 1687–1695
- Foland, T. B. (S) 1844–1847
- Follows, B. C. (S) 1525–1529
- Fong, W.-P. (F) 1110–1117
- Forgione, P. (S) 1654–1657
- Formentini, L. (F) 914–923
- Förstermann, U. (F) 924–939
- Francke, P. (F) 635–641
- Franke, L. (S) 1535–1538
- Frearson, J. (F) 435–444
- Freiberg, C. (F) 619–626
- Frkanec, L. (R) 1478–1492
- Fruetter, R. Corrigendum: 200, (F) 1443–1448
- Fujiwara, Y. Corrigendum: 200
- Funke, S. A. (S) 1848–1852
- 
- Gabbini, R. (F) 1039–1047
- Gaboury, J. A. (S) 1508–1515
- Gacia, M. (F) 627–634
- Gago, F. (F) 1083–1093
- Gajewiak, J. Corrigendum: 200
- Galie, K. (S) 1508–1515
- Galletti, E. (S) 745–748
- Galli, G. (S) 418–420
- Galli, U. (F) 771–779
- Gallo, M. A. (F) 127–135
- Ganser, A. (F) 1404–1411
- Gao, J.
– Herceptin–Platinum(II) Binding Complexes: Novel Cancer-Cell-Specific Agents (F) 954–962
DOI: 10.1002/cmdc.200700349
- Gao, T. (S) 1508–1515
- García-Jareño, A. (F) 979–985
- Garofalo, A.
– Naphthoxazepine Inhibitors of HIV-1 Integrase: Synthesis and Biological Evaluation (F) 986–990
DOI: 10.1002/cmdc.200800026
- Garofalo, A. (F) 1677–1686
- Gasco, A. Corrigendum: 200
- Gasco, A.
– Structure–Antioxidant Activity Relationships in a Series of NO-Donor Phenols (F) 1443–1448
DOI: 10.1002/cmdc.200800101
- Gatti, S. (F) 323–335
- Gaysin, A. M. (F) 487–501
- Gebbia, N. (F) 345–355
- Geiß, V. (F) 1893–1904
- Genazzani, A. A. (F) 771–779
- Geninatti Crich, S. (S) 1858–1862
- Gentile, G. (S) 226–229
- Geppert, H. (F) 1566–1571
- Ghassemi, M. (F) 1250–1268
- Ghilardi, E. (S) 1530–1534
- Ghiron, C. (S) 745–748
- Ghobrial, M. (F) 356–360
- Giannis, A.
– Indeno[1,2-*d*]pyrido[1,2-*a*]pyrimidines: A New Class of Receptor Tyrosine Kinase Inhibitors (S) 429–433
DOI: 10.1002/cmdc.200700306
- Gianolio, E. (S) 60–62
- Gianotten, B. (S) 1189–1193
- Giese, C. (F) 1449–1456
- Gilbert, I. H. (F) 435–444
- Gilbert, J. (F) 1878–1892
- Gilbert, M. (F) 102–110
- Gilissen, R. A. H. J. (F) 660–669
- Giorgi, G. (S) 745–748
- Giovenzana, G. B. (S) 60–62
- Giral, E.
– Benzimidazolium Salts as Small, Nonpeptidic and BBB-Permeable Human Prolyl Oligopeptidase Inhibitors (F) 1558–1565
DOI: 10.1002/cmdc.200800152
- D-SAP: A New, Noncytotoxic, and Fully Protease Resistant Cell-Penetrating Peptide (F) 296–301
DOI: 10.1002/cmdc.200700267
- Gitto, R. (F) 1539–1548
- Giuliani, A. (F) 833–843
- Giuliani, S. (F) 1048–1060
- Globisch, C. (F) 280–295
- Gmeiner, P. (F) 788–793
- Gnoth, M. J. (F) 1893–1904
- Gobec, S. (F) 1362–1370
- Göhlitz, P.
– Editorial: Increasing Attention 3–5
DOI: 10.1002/cmdc.200700299
- Gomes, P.
– Dipeptide Derivatives of AZT: Synthesis, Chemical Stability, Activation in Human Plasma, hPEPT1 Affinity, and Antiviral Activity (F) 970–978
DOI: 10.1002/cmdc.200800012
- Gómez, E. (F) 1558–1565
- Gontrani, L. (F) 266–279
- González-Bello, C.
– Competitive Inhibitors of *Helicobacter pylori* Type II Dehydroquinase: Synthesis, Biological Evaluation, and NMR Studies (F) 756–770
DOI: 10.1002/cmdc.200700307
- González-Pacanowska, D. 371–373
- González-Pérez, J. M. (F) 127–135
- Goormans, S. (F) 1061–1070
- Gordon, C. P. (F) 1878–1892
- Gottschalk, T. (S) 237–240
- Goudreau, N. (S) 1654–1657
- Gouveia, L. (F) 970–978
- Granchi, C. (S) 1530–1534
- Grande, F. (F) 986–990, 1677–1686
- Granzhan, A. (S) 1671–1676
- Gras, E.
– Thioflavin Derivatives as Markers for Amyloid- β Fibrils: Insights into Structural Features Important for High-Affinity Binding (S) 63–66
DOI: 10.1002/cmdc.200700188
- Grasso, S. (S) 1030–1033
- Grez, M. (F) 749–755
- Grimaudo, S. (F) 345–355
- Grimes, K. D. (F) 1936–1945
- Grinstaff, M. W.
– Enzymatic Release of a Surface-Adsorbed RGD Therapeutic from a Cleavable Peptide Anchor (S) 1645–1648
DOI: 10.1002/cmdc.200800205
- Grosse-Hovest, L. (F) 1404–1411
- Gu, F. (S) 1311–1315
- Gu, L.-q.
– G-Quadruplexes: Targets in Anticancer Drug Design (R) 690–713
DOI: 10.1002/cmdc.200700300
- Gu, M. (S) 1316–1321
- Guerini, D. (F) 356–360
- Gunning, P. T.
– Molecular Approaches towards the Inhibition of the Signal Transducer and Activator of Transcription 3 (Stat3) Protein (M) 1159–1168
DOI: 10.1002/cmdc.200800123
- Günther, U. L.
– Evaluation of Solvent Accessibility Epitopes for Different Dehydrogenase Inhibitors (F) 1371–1376
DOI: 10.1002/cmdc.200800110
- Guo, Y.
– Hyrtiosal, from the Marine Sponge *Hyrtios erectus*, Inhibits HIV-1 Integrase Binding to Viral DNA by a New Inhibitor Binding Site (F) 173–180
DOI: 10.1002/cmdc.200700223
- Gussio, R.
– Three-Dimensional Database Mining Identifies a Unique Chemotype that Unites Structurally Diverse Botulinum Neurotoxin Serotype A Inhibitors in a Three-Zone Pharmacophore (F) 1905–1912
DOI: 10.1002/cmdc.200800241
- Gust, R.
– Investigations on Surface Modified Dendrimers: Enzymatic Hydrolysis and Uptake into MCF-7 Breast Cancer Cells (F) 635–641
DOI: 10.1002/cmdc.200700286
- Gust, R. (F) 1104–1109
- Gütschow, M. (F) 1566–1571
- 
- Häbich, D. (F) 619–626, 1604–1615
- Haebel, P. (F) 1217–1231

- Haebich, D.
– “Superbugs Bunny” Outsmarts Our Immune Defense
(H) 1173–1177
DOI: 10.1002/cmdc.200800171
- Haertlein, B. (S) 732–736
- Hagen, K. D. (F) 1427–1434
- Hahn, F. (S) 1185–1188
- Haines III, G. K. (M) 552–559
- Halmos, T. (S) 1654–1657
- Hamacher, A. (F) 152–164
- Hanlon, S. (F) 136–144
- Hannongbua, S.
– A Study of the Binding Energies of Efavirenz to Wild-Type and K103N/Y181C HIV-1 Reverse Transcriptase Based on the ONIOM Method
(F) 803–811
DOI: 10.1002/cmdc.200700181
- Hansch, C. (F) 642–652
- Hashimoto, Y. (S) 1662–1666
- Hauk, T. (F) 1395–1403
- Hawkins, A. R. (F) 756–770
- Hay, D. (F) 1756–1762
- He, P.-L. (S) 1316–1321
- Hecker, J. G. (F) 1356–1361
- Heckroth, H. (F) 1893–1904
- Heine, A. (F) 1337–1344
- Heller, A.
– Apoptosis-Inducing High NO Concentrations Are Not Sustained Either in Nascent or in Developed Cancers
(E) 1493–1499
DOI: 10.1002/cmdc.200800257
- Henkel, T. (F) 619–626
- Hennink, W. E. (F) 478–486
- Henrich, S.
– On the use of PIPSA to Guide Target-Selective Drug Design
(S) 413–417
DOI: 10.1002/cmdc.200700154
- Herbertz, T. (S) 1508–1515
- Hermans, B. (F) 660–669
- Hermone, A. R. (F) 1905–1912
- Hernández, A.-I. (F) 1083–1093
- Herrmann, W.
– Changes of the Properties in the Upper Layers of Human Skin on Treatment with Models of Different Pharmaceutical Formulations—An Ex vivo ESR Imaging Study
(F) 653–659
DOI: 10.1002/cmdc.200700277
- Hilgeroth, A.
– Probing Novel 1-Aza-9-oxafluorenes as Selective GSK-3 β Inhibitors
(F) 120–126
DOI: 10.1002/cmdc.200700175
- Hill, T. A. (F) 1878–1892
- Hillebrecht, A. (F) 1217–1231
- Himes, R. H.
– Differences in Paclitaxel and Docetaxel Interactions with Tubulin Detected by Mutagenesis of Yeast Tubulin
(S) 1844–1847
DOI: 10.1002/cmdc.200800288
- Hirono, S. (S) 1662–1666
- Hirsch, A. K. H. (F) 91–101
- Hocke, C.
– ¹⁸F-Labeled FAUC 346 and BP 897 Derivatives as Subtype-Selective Potential PET Radioligands for the Dopamine D3 Receptor
(F) 788–793
DOI: 10.1002/cmdc.200700327
- Hofmann, B. (S) 1535–1538
- Hogan, M. (S) 729–731
- Högenauer, K.
– Phosphorylation by Sphingosine Kinase 2 is Essential for in vivo Potency of FTY720 Analogues
(S) 1027–1029
DOI: 10.1002/cmdc.200800037
- Holak, T. A.
– Isoquinolin-1-one Inhibitors of the MDM2–p53 Interaction
(F) 1118–1128
DOI: 10.1002/cmdc.200800025
- Holder, A. A. (M) 402–408
- Honing, M. (S) 1189–1193
- Hotchandani, R. (S) 1525–1529
- Hou, L.-F. (S) 1316–1321
- Houghton, T. J. (S) 1863–1868
- Houliston, R. S. (S) 55–59
- Howe, A. Y. M. (S) 1508–1515
- Huang, Z.-s.
– G-Quadruplexes: Targets in Anticancer Drug Design
(R) 690–713
DOI: 10.1002/cmdc.200700300
- Hübner, H. (F) 788–793
- Huda, E.-M. (F) 1965–1976
- Hughes, S. H. (F) 1129–1134
- Huguenin, P. (F) 323–335
- Hunter, W. N.
– Synthesis and Characterization of Cytidine Derivatives that Inhibit the Kinase IspE of the Non-Mevalonate Pathway for Isoprenoid Biosynthesis
(F) 91–101
DOI: 10.1002/cmdc.200700208
- Huq, F.
– Synthesis and Activity of a Trinuclear Platinum Complex: $\{[\text{trans-PtCl}(\text{NH}_3)_2]_2\mu\text{-}[\text{trans-Pt}(\text{3-hydroxypyridine})_2(\text{H}_2\text{N}(\text{CH}_2)_6\text{NH}_2)_2]\text{Cl}_4\}$ in Ovarian Cancer Cell Lines
(F) 145–151
DOI: 10.1002/cmdc.200700204
- Hurdle, J. G. (F) 1936–1945
- Hussey, A. R. (S) 1508–1515
- Hütter, J. (F) 1893–1904
- Anti-inflammatory and Analgesic Drug Substances as TRPV1 Ligands
(F) 1956–1964
DOI: 10.1002/cmdc.200800271
- Imperio, D. (S) 60–62
- Incani, O. (F) 266–279
- Innocenti, A. (F) 1780–1788
- Invernizzi, D. (F) 1589–1603
- Ipek, M. (S) 1525–1529
- Isambert, N. (F) 1558–1565



- Jackson, R. W. (S) 1508–1515
- Jackson, T. (F) 603–618
- Jacobsen, J. A. (F) 812–820
- Jaeschke, G. (F) 136–144
- Jahnke, H.-G. (F) 241–253
- James, D. (F) 435–444
- Jarrell, H. C. (S) 55–59
- Jeong, D. G. (S) 877–880
- Ji, F.-Q. (S) 1203–1206
- Jiang, H. (F) 173–180
- Jiménez-Barbero, J. (F) 756–770
- Johannes, L. (F) 1687–1695
- Johlf, M. (F) 1250–1268
- Johnson, M. E.
– Design and Synthesis of Aryl Ether Inhibitors of the *Bacillus Anthracis* Enoyl-ACP Reductase
(F) 1250–1268
DOI: 10.1002/cmdc.200800047
- Jomaa, H. (F) 1217–1231, 1232–1241
- Jon, S.
– Superparamagnetic Iron Oxide Nanoparticle–Aptamer Bioconjugates for Combined Prostate Cancer Imaging and Therapy
(S) 1311–1315
DOI: 10.1002/cmdc.200800091
- Joncour, A. (F) 1731–1739
- Jones, L. H.
– Optimization of 5-Aryloxyimidazole Non-Nucleoside Reverse Transcriptase Inhibitors
(F) 1756–1762
DOI: 10.1002/cmdc.200800183
- Joseph-McCarthy, D. (S) 1525–1529
- Jovanovski, G. (F) 1377–1386
- Jozwiak, K. (F) 627–634
- Julián, M. (F) 1345–1355
- Jung, G. (F) 1404–1411
- Jung, M. (F) 1965–1976
- Jung, S.-K. (S) 877–880
- Jurva, U. (F) 152–164



- Iannello, D. (F) 1419–1426
- Ihmels, H.
– Diazoniapolycyclic Ions Inhibit the Activity of Topoisomerase I and the Growth of Certain Tumor Cell Lines
(S) 1671–1676
DOI: 10.1002/cmdc.200800186
- Ijzerman, A. P. (F) 111–119
- Illarionova, V. (F) 91–101
- Imming, P.
– Dopamides, Vanillylamides, Ethanolamides, and Arachidonic Acid Amides of



Kadish, I. (S) 1848–1852



- Kakuta, H.
– Necessity is the Mother of Invention: An Ingenious Method for Leukocyte-Targeted Delivery of siRNA in Stabilized Nanoparticles Demonstrates a Role of Cyclin D1 in Inflammation (H) 1024–1025
DOI: 10.1002/cmdc.200800095
- Reduction of Lipophilicity at the Lipophilic Domain of RXR Agonists Enables Production of Subtype Preference: RXR α -Preferential Agonist Possessing a Sulfonylamide Moiety (F) 454–460
DOI: 10.1002/cmdc.200700265
- The First Potent Subtype-Selective Retinoid X Receptor (RXR) Agonist Possessing a 3-Isopropoxy-4-isopropylphenylamino Moiety, NEt-3IP (RXR α / β -dual agonist) (F) 780–787
DOI: 10.1002/cmdc.200700313
- Kalinski, C. (F) 1118–1128
- Kamal, A.
– Development of Pyrrolo[2,1-c][1,4]benzodiazepine β -Galactoside Prodrugs for Selective Therapy of Cancer by ADEPT and PMT (F) 794–802
DOI: 10.1002/cmdc.200700328
- Kang, C.-C. (S) 725–728
- Kantoff, P. W. (S) 1311–1315
- Kapp, T. (F) 635–641
- Karkola, S. (F) 461–472
- Kassack, M. U. (F) 152–164
- Kast, R. (F) 1893–1904
- Kasuga, J.-i. (S) 1662–1666
- Katz, L. (F) 963–969
- Kaur, A. (F) 749–755
- Kawai, S. H.
– The Use of Chemical Double-Mutant Cycles in Biomolecular Recognition Studies: Application to HCV NS3 Protease Inhibitors (S) 1654–1657
DOI: 10.1002/cmdc.200800214
- Kemp, J. A. (F) 323–335
- Kenan, D. J.
– Enzymatic Release of a Surface-Adsorbed RGD Therapeutic from a Cleavable Peptide Anchor (S) 1645–1648
DOI: 10.1002/cmdc.200800205
- Kew, J. N. C. (F) 323–335
- Khazak, V. (F) 1118–1128
- Khieu, N. H. (S) 55–59
- Kikelj, D.
– Editorial: A Successful Joint Effort 511
DOI: 10.1002/cmdc.200800082
- Kim, K. H. (F) 487–501
- Kim, S. J.
– Discovery of VHR Phosphatase Inhibitors with Micromolar Activity based on Structure-Based Virtual Screening (S) 877–880
DOI: 10.1002/cmdc.200700348
- Kirincich, S. J. (S) 1525–1529
- Klebe, G.
– Targeting the Open-Flap Conformation of HIV-1 Protease with Pyrrolidine-Based Inhibitors (F) 1337–1344
DOI: 10.1002/cmdc.200800113
- Klebe, G. (F) 1217–1231, 1232–1241, 1323–1336
- Klein, G. M. (F) 1250–1268
- Klein, R. (F) 885–897
- Kleinert, H. (F) 924–939
- Kneteman, N. M. (S) 1508–1515
- Knoflach, F. (F) 323–335
- Knorr, A. (F) 1893–1904
- Koch, J. (F) 749–755
- Kocourková, A. (F) 102–110
- Köhler, K. (F) 1404–1411
- Kohnle, M.-V. (F) 1395–1403
- Kohring, K. (F) 1217–1231
- Kolczewski, S. (F) 136–144, 323–335
- Kong, De-X. (S) 233–236, (E) 1169–1171
- Kong, K. V. (F) 1269–1275
- Koscinski, L. (F) 316–322
- Kovač, A. (F) 1362–1370
- Kozikowski, A. P.
– Chemistry, Biology, and QSAR Studies of Substituted Biaryl Hydroxamates and Mercaptoacetamides as HDAC Inhibitors—Nanomolar-Potency Inhibitors of Pancreatic Cancer Cell Growth (F) 487–501
DOI: 10.1002/cmdc.200700314
- Design and Synthesis of Aryl Ether Inhibitors of the *Bacillus Anthracis* Enoyl-ACP Reductase (F) 1250–1268
DOI: 10.1002/cmdc.200800047
- Krajewski, M. (F) 1118–1128
- Kralj, M.
– Biomedical Potentials of Crown Ethers: Prospective Antitumor Agents (R) 1478–1492
DOI: 10.1002/cmdc.200800118
- Kramer, C. (F) 254–265
- Krasowski, A. (F) 435–444
- Kratz, F.
– Prodrug Strategies in Anticancer Chemotherapy (R) 20–53
DOI: 10.1002/cmdc.200700159
- Krause, S. (F) 165–172
- Krewer, B. (F) 1946–1955
- Kriegel, J. M. (F) 254–265
- Krishnan, A. (F) 794–802
- Krug, M. (F) 120–126
- Kruse, C. G.
– Structure–Activity Relationships of Phenylalkylamines as Agonist Ligands for 5-HT_{2A} Receptors (M) 1299–1309
DOI: 10.1002/cmdc.200800133
- Krzysko, K. A. (F) 627–634
- Kudrimoti, S. (F) 1936–1945
- Kuhl, A. (F) 1604–1615
- Kunz, H.
– Inhibitors of Inducible NO Synthase Expression: Total Synthesis of (S)-Curvularin and Its Ring Homologues (F) 924–939
DOI: 10.1002/cmdc.200800022
- Kupfer, E. (F) 136–144
- Kuwert, T. (F) 788–793
- Ladel, C. (F) 1604–1615
- Ladwa, S. R.
– Rapid Identification of a Putative Interaction between β_2 -Adrenoreceptor Agonists and ATF4 using a Chemical Genomics Approach (S) 742–744
DOI: 10.1002/cmdc.200700317
- Lafontaine, Y. (S) 1863–1868
- Lai, T.-S. (S) 881–884
- Lalot, J. (F) 1071–1076
- Lamb, H. (F) 756–770
- Landfester, K. (F) 1395–1403
- Lang, D. (F) 1893–1904
- Lange, G. (F) 885–897
- Langer, R. (S) 1311–1315
- Lanzardo, S. (S) 60–62
- LaPlante, S. R. (S) 1654–1657
- LaPorte, M. G.
– The Discovery of Pyrano[3,4-*b*]indole-Based Allosteric Inhibitors of HCV NS5B Polymerase with In Vivo Activity (S) 1508–1515
DOI: 10.1002/cmdc.200800168
- Laquerre, K. (S) 1863–1868
- Lauw, S. (F) 91–101
- Lavilla, R. (F) 1558–1565
- Lazzarato, L. Corrigendum: 200, (F) 1443–1448
- Leatherbarrow, R. J. (M) 402–408
- Lecat-Guillet, N. (S) 1207–1209, (F) 1211–1216
- Lee, J. (S) 1525–1529
- Lee, R. E.
– Novel Acyl Phosphate Mimics that Target PlsY, an Essential Acyltransferase in Gram-Positive Bacteria (F) 1936–1945
DOI: 10.1002/cmdc.200800218
- Lehoux, D. (S) 1863–1868
- León, L. G. (F) 1740–1747
- Leong, W. K.
– Osmium Carbonyl Clusters: A New Class of Apoptosis Inducing Agents (F) 1269–1275
DOI: 10.1002/cmdc.200800069
- Lepthien, S. (F) 1449–1456
- Leuchtenberger, S. (F) 165–172
- Leuma Yona, R. (S) 63–66
- Leung, Y.-C. (S) 881–884
- Leurs, R. (M) 861–872
- Levy-Nissenbaum, E. (S) 1839–1843
- Ley, S. V.
– Natural-Product-Like Spiroketal and Fused Bicyclic Acetals as Potential Therapeutic Agents for B-Cell Chronic Lymphocytic Leukaemia (F) 1922–1935
DOI: 10.1002/cmdc.200800265
- Li, H.-Q. (F) 1077–1082
- Li, J.
– Design, Synthesis, and Biological Evaluation of Caprolactam-Modified Bengamide

- Analogues
(S) 74–78
DOI: 10.1002/cmdc.200700214
- Li, M. (F) 1242–1249
Li, W. (S) 1525–1529
Li, X.-J. (S) 233–236, (E) 1169–1171
Li, Y. (F) 963–969
Li, Y.-L. (S) 74–78
Liao, C. (F) 1129–1134
Liénard, B. M. R. (S) 569–572
Lilie, H.
– Intracellular uptake and inhibitory activity of aromatic fluorinated amino acids in human breast cancer cells
(F) 1449–1456
DOI: 10.1002/cmdc.200800108
- Lilienkamp, A. (F) 461–472
Lim, L. H. K. (F) 1269–1275
Lin, Y.-C. (S) 725–728
Linclau, B. (F) 1061–1070
Liu, G. (S) 74–78
Liu, J.-M. (F) 1731–1739
Liu, R. (F) 954–962
Liu, Y. G. (F) 954–962
Llebaria, A. (F) 946–953
Llinàs-Brunet, M. (S) 1654–1657
Lo, P.-C. (F) 1110–1117
Lobell, M. (F) 1893–1904
Löber, S. (F) 788–793
Lodi, A. (F) 1371–1376
Loft, K. J. (F) 1572–1579
Logan, S. M. (S) 55–59
Loiseau, F. (F) 1922–1935
Lok, M. C. (F) 478–486
Lombardo, C. (S) 565–568
Lopez, G. V. Corrigendum: 200
López, L. (S) 1194–1198
Losasso, V. (M) 392–401
Lu, C.-D. (F) 1242–1249
Lu, Y. Corrigendum: 200
Lu, Ying-Jie (F) 1936–1945
Lu, Yu-jing (R) 690–713
Ludevid, M. D. (F) 296–301
Ludwig, C. (F) 1371–1376
Lukusch, T. (F) 1323–1336
Luna, V. A. (F) 1936–1945
Lunn, F. A. (S) 1853–1857
Lushington, G. H. (S) 1844–1847
Lutz, M. (F) 1427–1434
Lv, P.-C. (F) 1077–1082, (S) 1516–1519
- (S) 1530–1534
DOI: 10.1002/cmdc.200800162
- Macchiarulo, A. (S) 1199–1202
McCluskey, A.
– Norcantharidin Analogues: Synthesis, Anticancer Activity and Protein Phosphatase 1 and 2A Inhibition
(F) 1878–1892
DOI: 10.1002/cmdc.200800192
- McNally, D. J.
– CMP-Pseudaminic Acid is a Natural Potent Inhibitor of PseB, the First Enzyme of the Pseudaminic Acid Pathway in *Campylobacter jejuni* and *Helicobacter pylori*
(S) 55–59
DOI: 10.1002/cmdc.200700170
- Madami, A. (F) 266–279, 1048–1060
Maga, G.
– Substrate-Induced Stable Enzyme–Inhibitor Complex Formation Allows Tight Binding of Novel 2-Aminopyrimidin-4(3*H*)-ones to Drug-Resistant HIV-1 Reverse Transcriptase Mutants
(F) 1412–1418
DOI: 10.1002/cmdc.200800051
- Maga, G. (F) 573–593
Magrone, P. (S) 418–420
Maheswari, P. U. (F) 1427–1434
Mahon, M. F. (F) 1708–1730
Mai, A.
– Substrate-Induced Stable Enzyme–Inhibitor Complex Formation Allows Tight Binding of Novel 2-Aminopyrimidin-4(3*H*)-ones to Drug-Resistant HIV-1 Reverse Transcriptase Mutants
(F) 1412–1418
DOI: 10.1002/cmdc.200800051
- Mailänder, V. (F) 1395–1403
Major, F. (F) 1946–1955
Makishima, M. (F) 454–460, 780–787, (S) 1662–1666
Malamidou-Xenikaki, E.
– Indeno[1,2-*d*]pyrido[1,2-*a*]pyrimidines: A New Class of Receptor Tyrosine Kinase Inhibitors
(S) 429–433
DOI: 10.1002/cmdc.200700306
- Mallikaratchy, P. (S) 425–428
Mandelkow, E. (F) 165–172
Manetti, C. (F) 833–843
Manetti, F. (F) 898–913
Mangiapià, G. (F) 594–602
Mansour, T. S.
– Targeting Val 216 in Class A β -Lactamases with Tricyclic 6-Methylidene Penems
(S) 1658–1661
DOI: 10.1002/cmdc.200800167
- Mansour, T. S. (S) 1508–1515, 1525–1529
Manzoni, L.
– A Potent Integrin Antagonist from a Small Library of Cyclic RGD Pentapeptide Mimics Including Benzyl-Substituted Azabicycloalkane Amino Acids
(F) 1589–1603
DOI: 10.1002/cmdc.200800143
- Maravic Vlahovick, G. (F) 316–322
Marchal, J. A. (F) 127–135
Marconi, C. (F) 1913–1921
Marein, S. L. (S) 1839–1843
Marini, E. Corrigendum: 200, (F) 1443–1448
Marinozzi, M. (S) 1199–1202
- Marquez, V. E.
– D-(+)-*iso*-Methanocarbothymidine: a High-Affinity Substrate for Herpes Simplex Virus 1 Thymidine Kinase
(F) 1129–1134
DOI: 10.1002/cmdc.200800027
- Marsh, A. (S) 742–744
Martí, M. A. (F) 1869–1877
Martín, V. S. (F) 1740–1747
Martín-Santamaría, S.
– Selective Human Adenosine A₃ Antagonists based on Pyrido[2,1-*f*]purine-2,4-diones: Novel Features of hA₃ Antagonist Binding
(F) 111–119
DOI: 10.1002/cmdc.200700173
- Martín-Santamaría, S. (F) 1345–1355
Martina, E. (F) 302–315
Martinelli, A. (F) 898–913
Martínez, A. (F) 1345–1355
Martini, C. (F) 898–913
Maryanoff, B. E.
– Carba-nucleosides as Potent Antagonists of the Adenosine 5'-Diphosphate (ADP) Purinergic Receptor (P2Y₁₂) on Human Platelets
(S) 732–736
DOI: 10.1002/cmdc.200700310
- Mas-Moruno, C. (F) 1748–1755
Masdeu, C. (F) 1558–1565
Masereel, B. (F) 473–477
Masetti, M. (M) 523–535
Mašič, L. P. (F) 1362–1370
Matabosch, X. (F) 946–953
Mateos-Timoneda, M. A. (F) 478–486
Matsuura, N. (F) 454–460, 780–787
Mattaar, E. (S) 1189–1193
Mátyus, P. (CR) 561–563
Mazères, S. (S) 63–66
Meanwell, N. A. (H) 1501–1502
Mecinović, J. (S) 569–572
Medley, C. D. (F) 991–1001
Meier, R. (F) 1965–1976
Meini, S. (F) 1048–1060
Melato, S. (S) 873–876
Mély, Y. (F) 749–755
Mencarelli, A. (F) 1580–1588
Meng, L. (F) 991–1001
Mensch, S. (F) 749–755
Mesecar, A. D.
– Design and Synthesis of Aryl Ether Inhibitors of the *Bacillus Anthracis* Enoyl-ACP Reductase
(F) 1250–1268
DOI: 10.1002/cmdc.200800047
- Metternich, R.
– Editorial: Medicinal Chemistry: Defining Itself
1147–1149
DOI: 10.1002/cmdc.200800116
- Metzner, L. (F) 1449–1456
Meyer, S. (S) 237–240
Meyers, S. R. (S) 1645–1648
Micale, N. (S) 1030–1033
Micheli, F. (S) 226–229
Michiels, P. J. A. (F) 1371–1376
Middleton, D. S. (F) 1756–1762
Mihira, A. (S) 1658–1661
Mills, G. B. Corrigendum: 200
Milroy, L.-G. (F) 1922–1935
Minutolo, F. (S) 1530–1534



Ma, D.-L.

- Discovery of a Drug-Like G-Quadruplex Binding Ligand by High-Throughput Docking
(S) 881–884

DOI: 10.1002/cmdc.200700342

Ma, Y.-M. (S) 74–78

Maccari, R. (F) 1419–1426

Macchia, M.

- α -Naphthylaminopropan-2-ol Derivatives as BACE1 Inhibitors

- Miranda, P. O. (F) 1740–1747
 Misico, R. I. (F) 1869–1877
 Mittendorf, J. (F) 1893–1904
 Miyachi, H.
 – Determination of the Critical Amino Acids Involved in the Peroxisome Proliferator-Activated Receptor (PPAR) δ Selectivity of Phenylpropanoic Acid-Derived Agonists (S) 1662–1666
 DOI: 10.1002/cmdc.200800193
 Moeck, G. (S) 1863–1868
 Mohammad, M. K. (F) 1763–1779
 Mohr, P. (CR) 561–563
 Moll, K.-P. (F) 653–659
 Möller, L. (F) 749–755
 Molnar, L. K. (S) 1839–1843
 Mondragón, L. (F) 979–985
 Monteagudo, E. (F) 266–279
 Montero, J.-L. (F) 1780–1788
 Monti, D.
 – A Combinatorial Approach to 2,4,6-Tri-substituted Triazines with Potent Antimalarial Activity: Combining Conventional Synthesis and Microwave-Assistance (S) 873–876
 DOI: 10.1002/cmdc.200700344
 Monzani, E. (F) 1039–1047
 Moorhouse, A. D. (M) 715–723
 Mora, P. (F) 1748–1755
 Morais, J. (F) 970–978
 Morbidelli, L. (F) 1039–1047
 Moreira, R.
 – Dipeptide Derivatives of AZT: Synthesis, Chemical Stability, Activation in Human Plasma, hPEPT1 Affinity, and Antiviral Activity (F) 970–978
 DOI: 10.1002/cmdc.200800012
 Morelli, G.
 – Peptide-Containing Aggregates as Selective Nanocarriers for Therapeutics (F) 594–602
 DOI: 10.1002/cmdc.200700269
 Moretto, A. (S) 1525–1529
 Morikawa, K. (S) 1662–1666
 Morishita, K.-i. (F) 454–460, 780–787
 Moro, S. (S) 1530–1534, 1671–1676
 Morohashi, K. (F) 780–787
 Moroni, F. (F) 914–923
 Morschhäuser, J. (F) 302–315
 Moses, J. E.
 – Click Chemistry and Medicinal Chemistry: A Case of “Cyclo-Addiction” (M) 715–723
 DOI: 10.1002/cmdc.200700334
 Mosti, L. (F) 898–913
 Mowbray, C. E. (F) 1756–1762
 Mulhearn, D. C. (F) 1250–1268
 Müller, B. (F) 152–164
 Müller, I. A. (R) 20–53
 Müller, M. (F) 1946–1955
 Müller, T. (S) 1667–1670
 Müller-Bunz, H. (S) 729–731
 Munier-Lehmann, H. (F) 1083–1093
 Munoz-Olaya, J. M. (F) 946–953
 Münster, K. (F) 1893–1904
 Murph, M. Corrigendum: 200
 Murphy, P. V.
 – Synthesis of Somatostatin Mimetics Based on 1-Deoxynojirimycin
 (F) 1071–1076
 DOI: 10.1002/cmdc.200800038
 Mutel, V. (F) 323–335
 Myles, D. C. (F) 963–969
- N**
- Nabeyama, W. (F) 1094–1103
 Nagano, S. (S) 223–225
 Nagel-Steger, L. (S) 1848–1852
 Nakagome, I. (S) 1662–1666
 Nakamura, H.
 – Allene as an Alternative Functional Group for Drug Design: Effect of C–C Multiple Bonds Conjugated with Quinazolines on the Inhibition of EGFR Tyrosine Kinase (F) 1094–1103
 DOI: 10.1002/cmdc.200800073
 Nan, F.-J.
 – Design, Synthesis, and Biological Evaluation of Caprolactam-Modified Bengamide Analogues (S) 74–78
 DOI: 10.1002/cmdc.200700214
 – Rational Design and Synthesis of 2,2-Bisheterocycle Tandem Derivatives as Non-Nucleoside Hepatitis B Virus Inhibitors (S) 1316–1321
 DOI: 10.1002/cmdc.200800136
 Nantz, M. H.
 – A Flexible Method for the Conjugation of Aminoxy Ligands to Preformed Complexes of Nucleic Acids and Lipids (F) 1356–1361
 DOI: 10.1002/cmdc.200800084
 Narlawar, R. (F) 165–172
 Naud, J. (S) 1654–1657
 Naumov, P.
 – Solid-State Forms of Sodium Valproate, Active Component of the Anticonvulsant Drug Epilim (F) 1377–1386
 DOI: 10.1002/cmdc.200800112
 Ncokazi, K. (S) 1649–1653
 Neamati, N.
 – Discovery of Novel Anticancer Compounds Based on a Quinoxalinehydrazine Pharmacophore (F) 1677–1686
 DOI: 10.1002/cmdc.200800217
 Neamati, N. (F) 986–990
 Nebbioso, A. (F) 1435–1442
 Negri, A. (F) 1083–1093
 Negrisoni, G. (F) 1913–1921
 Neugebauer, R. C. (F) 1965–1976
 Neundorf, I. (F) 241–253
 Newman, S. D. (F) 1756–1762
 Ng, D. K. P.
 – Effects of Peripheral Chloro Substitution on the Photophysical Properties and in vitro Photodynamic Activities of Galactose-Conjugated Silicon(IV) Phthalocyanines
 (F) 1110–1117
 DOI: 10.1002/cmdc.200800042
 Ng, S. P. (F) 1269–1275
 Ng, S. W. (F) 1377–1386
 Nguyen, K. T. (S) 1520–1524
 Nguyen, T. H. (F) 1269–1275
 Nguyen, T. L. (F) 1905–1912
 Ni, N. (F) 1242–1249
 NicNiocail, B.
 – Editorial: Increasing Attention 3–5
 DOI: 10.1002/cmdc.200700299
 Nielsen, C. U. (F) 970–978
 Niesel, J. (F) 1104–1109
 Niu, C.-W. (S) 1203–1206
 Nizi, E. (S) 1030–1033
 Noe, C. R.
 – 2'-O-Lysylaminoethyl Oligonucleotides: Modifications for Antisense and siRNA (F) 102–110
 DOI: 10.1002/cmdc.200700169
 Núñez, M. C. (F) 127–135
 Nuss, J. E. (F) 1905–1912
 Nussbaumer, P.
 – Medicinal Chemistry Aspects of Drug Targets in Sphingolipid Metabolism (M) 543–551
 DOI: 10.1002/cmdc.200700252
 Nussbaumer, P. (F) 356–360, (S) 1027–1029
- O**
- Occhiuto, F. (F) 1539–1548
 O'Connell, J. (S) 1508–1515
 October, N. (S) 1649–1653
 Oldham, N. J. (S) 569–572
 Olios, B. (S) 226–229
 Olivieri, L. (F) 266–279
 Onagi, S. (F) 1094–1103
 Ortmann, R. (F) 1217–1231, 1232–1241
 Ostiguy, V. (S) 1863–1868
 Ott, I.
 – Cellular Uptake, Cytotoxicity, and Metabolic Profiling of Human Cancer Cells Treated with Ruthenium(II) Polypyridyl Complexes [Ru(bpy)₂(N–N)]Cl₂ with N–N = bpy, phen, dpq, dppz, and dppn (F) 1104–1109
 DOI: 10.1002/cmdc.200800039
 Ottanà, R. (F) 1419–1426
 Ottensmeier, C. (F) 1061–1070
 Ou, T.-m. (R) 690–713
 Oyama, T. (S) 1662–1666
- P**
- Padrón, J. I. (F) 1740–1747
 Padrón, J. M.
 – β' -Hydroxy- α,β -unsaturated ketones: A new pharmacophore for the design of

- anticancer drugs. Part 2.
(F) 1740–1747
DOI: 10.1002/cmdc.200800212
- Paduano, L.
– Peptide-Containing Aggregates as Selective Nanocarriers for Therapeutics
(F) 594–602
DOI: 10.1002/cmdc.200700269
- Pajeva, I. K. (F) 280–295
- Pal-Bhadra, M. (F) 794–802
- Paleos, C. M.
– Guanidinylated Dendritic Molecular Transporters: Prospective Drug Delivery Systems and Application in Cell Transfection
(M) 1635–1643
DOI: 10.1002/cmdc.200800190
- Pally, C. (S) 1027–1029
- Pampillón, C. (S) 729–731
- Pannecouque, C. (F) 970–978
- Pantos, A. (M) 1635–1643
- Parapini, S. (S) 418–420
- Park, H.
– Discovery of VHR Phosphatase Inhibitors with Micromolar Activity based on Structure-Based Virtual Screening
(S) 877–880
DOI: 10.1002/cmdc.200700348
- Parlato, M. C. (F) 1580–1588
- Parr Jr., T. R. (S) 1863–1868
- Parrill, A. L.
– Crystal Structures of a Second G Protein-Coupled Receptor: Triumphs and Implications
(H) 1021–1023
DOI: 10.1002/cmdc.200800070
- Parry, T. J. (S) 732–736
- Pasquarello, A. (S) 226–229
- Pastor, M.
– Multi-Receptor Binding Profile of Clozapine and Olanzapine: A Structural Study Based on the New β_2 Adrenergic Receptor Template
(S) 1194–1198
DOI: 10.1002/cmdc.200800074
- Paulsen, H. (F) 1893–1904
- Pavlova, S. I. (M) 552–559
- Pavone, B. (F) 1419–1426
- Pavone, F. (S) 226–229
- Pecci, A. (F) 1869–1877
- Pedone, C. (F) 594–602
- Pedretti, A. (F) 79–90, 1913–1921
- Peifer, C.
– Small-Molecule Inhibitors of PDK1
(R) 1810–1838
DOI: 10.1002/cmdc.200800195
- Pellicciari, R.
– On the Way to Selective PARP-2 Inhibitors. Design, Synthesis, and Preliminary Evaluation of a Series of Isoquinolinone Derivatives
(F) 914–923
DOI: 10.1002/cmdc.200800010
- Sequence Variants in Kynurenine Aminotransferase II (KAT II) Orthologs Determine Different Potencies of the Inhibitor S-ESBA
(S) 1199–1202
DOI: 10.1002/cmdc.200800109
- Pepper, C. (F) 1922–1935
- Pérez-Nueno, V. I. (F) 1549–1557
- Pérez-Payá, E.
– Conformationally Restricted Hydantoin-Based Peptidomimetics as Inhibitors of Caspase-3 with Basic Groups Allowed at the S₃ Enzyme Subsite
(F) 979–985
DOI: 10.1002/cmdc.200800020
- Pérez-Payá, E. (F) 1748–1755
- Pérez-Pérez, M.-J.
– Exploring Acyclic Nucleoside Analogues as Inhibitors of *Mycobacterium tuberculosis* Thymidylate Kinase
(F) 1083–1093
DOI: 10.1002/cmdc.200800060
- Pérez-Pérez, M.-J. (F) 111–119
- Perini, B. (S) 226–229
- Perros, M. (F) 1756–1762
- Perruchon, J. (F) 1232–1241
- Peters, C. (F) 356–360
- Peters, J.-U. (F) 136–144
- Petricci, E. (F) 573–593
- Petruševski, G. (F) 1377–1386
- Pettersson, S. (F) 1549–1557
- Pevear, D. C. (S) 1508–1515
- Pickhardt, M. (F) 165–172
- Pipitone, R. M. (F) 345–355
- Pisano, C. (F) 1589–1603
- Pizzirani, D. (F) 345–355
- Popelier, P. L. A.
– The Calculation of Polar Surface Area from First Principles: An Application of Quantum Chemical Topology to Drug Design
(F) 445–453
DOI: 10.1002/cmdc.200700262
- Popescu, L. (R) 206–221
- Popp, F. (F) 152–164
- Porcelli, F. (F) 833–843
- Porcelloni, M. (F) 1048–1060
- Porter, R. H. P. (F) 136–144
- Potenza, D. (F) 1589–1603
- Potter, B. V. L.
– Non-Steroidal Aromatase Inhibitors Based on a Biphenyl Scaffold: Synthesis, in vitro SAR, and Molecular Modelling
(F) 603–618
DOI: 10.1002/cmdc.200700266
- Synthesis of Aromatase Inhibitors and Dual Aromatase Steroid Sulfatase Inhibitors by Linking an Arylsulfamate Motif to 4-(4*H*-1,2,4-triazol-4-ylamino)benzotrile: SAR, Crystal Structures, in vitro and in vivo Activities
(F) 1708–1730
DOI: 10.1002/cmdc.200800164
- Prante, O. (F) 788–793
- Prazeres, V. F. V. (F) 756–770
- Prencipe, G. (F) 1922–1935
- Prestwich, G. D. Corrigendum: 200
- Pridgen, E. (S) 1839–1843
- Priego, E.-M. (F) 111–119
- Prinssen, E. P. (F) 136–144
- Proschak, E. (S) 1535–1538
- Prosperi, D. (S) 873–876
- Puig de La Bellacasa, R. (F) 1549–1557
- Pujals, S. (F) 296–301
- Purohit, A. (F) 603–618, 1708–1730
- Purta, E. (F) 316–322
- Pustowka, A. (F) 749–755



- Qi, J. (F) 1936–1945
- Qian, Z. (F) 1922–1935
- Qu, X.
– Targeted RNA Interference of Cyclin A₂ Mediated by Functionalized Single-Walled Carbon Nanotubes Induces Proliferation Arrest and Apoptosis in Chronic Myelogenous Leukemia K562 Cells
(F) 940–945
DOI: 10.1002/cmdc.200700329



- Rabal, M. O. (F) 1549–1557
- Rabideau, A. E. (F) 1387–1394
- Radi, M. (F) 573–593, (S) 745–748
- Radosevich, J. A.
– Gastroesophageal Reflux Disease (GERD): Is There More to the Story?
(M) 552–559
DOI: 10.1002/cmdc.200700176
- Radovic-Moreno, A. F. (S) 1839–1843
- Radtke, M. (F) 1893–1904
- Rafai Far, A.
– Bisphosphonated Benzoxazinorifamycin Prodrugs for the Prevention and Treatment of Osteomyelitis
(S) 1863–1868
DOI: 10.1002/cmdc.200800255
- Raffi, F. (F) 1580–1588
- Raja, C. (F) 749–755
- Rami, M. (F) 1780–1788
- Ramos, A.
– Small-Molecule Negative Modulators of Adrenomedullin: Design, Synthesis, and 3D-QSAR Study
(F) 1345–1355
DOI: 10.1002/cmdc.200800066
- Randall, A. (F) 1756–1762
- Rapozzi, V. (S) 565–568
- Rapposelli, S. (S) 1530–1534
- Rarey, M.
– On the Art of Compiling and Using 'Drug-Like' Chemical Fragment Spaces
(S) 1503–1507
DOI: 10.1002/cmdc.200800178
- Towards an Integrated Description of Hydrogen Bonding and Dehydration: Decreasing False Positives in Virtual Screening with the HYDE Scoring Function
(F) 885–897
DOI: 10.1002/cmdc.200700319
- Rastelli, G.
– In vitro Effects of *Plasmodium falciparum* Dihydrofolate Reductase Inhibitors on Normal and Cancer Cell Proliferation
(S) 421–424
DOI: 10.1002/cmdc.200700257

- Rau, O.
– The Treatment of Dyslipidemia—What’s Left in the Pipeline?
(R) 206–221
DOI: 10.1002/cmdc.200700165
- Réau, R. (S) 1667–1670
- Recanatini, M.
– Modeling hERG and its Interactions with Drugs: Recent Advances in Light of Current Potassium Channel Simulations
(M) 523–535
DOI: 10.1002/cmdc.200700264
- Recanatini, M. (F) 345–355
- Reddy, R. (S) 1863–1868
- Reed, M. J. (F) 603–618, 1708–1730
- Reedijk, J.
– Phenanthroline Derivatives with Improved Selectivity as DNA-Targeting Anticancer or Antimicrobial Drugs
(F) 1427–1434
DOI: 10.1002/cmdc.200800097
- Rees, D. C.
– Group Efficiency: A Guideline for Hits-to-Leads Chemistry
(Y) 1179–1180
DOI: 10.1002/cmdc.200800132
- Reist, M. (F) 1443–1448
- Ren, J. (F) 940–945
- Ren, Y.-D. (S) 1316–1321
- Renaudet, O. (S) 737–741
- Rennert, R. (F) 241–253
- Renzulli, M. L. (S) 745–748
- Resta, S. (F) 266–279
- Reulecke, I. (F) 885–897
- Reymond, J.-L.
– Discovery of NMDA Glycine Site Inhibitors from the Chemical Universe Database GDB
(S) 1520–1524
DOI: 10.1002/cmdc.200800198
- Rhodes, G. (S) 1508–1515
- Richards, G. (F) 323–335
- Richter, S. (S) 413–417
- Ridder, L.
– SyGMA: Combining Expert Knowledge and Empirical Scoring in the Prediction of Metabolites
(F) 821–832
DOI: 10.1002/cmdc.200700312
- Ride, J. (F) 1371–1376
- Rigouts, L. (F) 1083–1093
- Rinaldi, M. (S) 226–229
- Ripplin, S. R. (S) 1508–1515
- Rizzo, C. J. (S) 1508–1515
- Roberti, M.
– Antiproliferative Agents That Interfere with the Cell Cycle at the G₁ → S Transition: Further Development and Characterization of a Small Library of Stilbene-Derived Compounds
(F) 345–355
DOI: 10.1002/cmdc.200700258
- Robitzki, A. (F) 241–253
- Rock, C. O. (F) 1936–1945
- Rodríguez-Serrano, F. (F) 127–135
- Rohdich, F.
– Synthesis and Characterization of Cytidine Derivatives that Inhibit the Kinase IspE of the Non-Mevalonate Pathway for Isoprenoid Biosynthesis
(F) 91–101
DOI: 10.1002/cmdc.200700208
- Rohrer, S. (F) 302–315
- Rolando, B. Corrigendum: 200, (F) 1443–1448
- Roldós, V. (F) 1345–1355
- Romeo, S.
– Atovaquone-Statine “Double-Drugs” with High Antiplasmodial Activity
(S) 418–420
DOI: 10.1002/cmdc.200700166
- Romero-Perez, D. (F) 812–820
- Roncione, R. (F) 1039–1047
- Ronsivalle, G. (CR) 561–563
- Ros-Blanco, L. (F) 1549–1557
- Ross, G. (F) 1118–1128
- Rossi, C. (F) 266–279, 1048–1060
- Rossi, T. (S) 421–424
- Roth, G. (F) 1404–1411
- Rothweiler, U. (F) 1118–1128
- Rotili, D. (F) 1412–1418
- Roy, S. (F) 1427–1434
- Rubio-Martinez, J. (F) 979–985
- Rueher, M. (F) 136–144
- Ruf, I. (F) 136–144
- Rupnik, V. (F) 1362–1370
- Russo, E. (F) 1539–1548
- Ryppa, C. (R) 20–53
- Ryu, S. E. (S) 877–880
- Sabbatini, F. M.
– Heteroaryl-Substituted 4-(1*H*-pyrazol-1-yl)-5,6-dihydro-1*H*-pyrrolo[2,3-*d*]pyrimidine Derivatives as Potent and Selective Corticotropin-Releasing Factor Receptor-1 Antagonists
(S) 226–229
DOI: 10.1002/cmdc.200700230
- Sabbatini, P. (F) 914–923
- Sakoff, J. A. (F) 1878–1892
- Sakowski, J. (F) 1217–1231
- Salama, I. (F) 788–793
- Samperi, S. (F) 1539–1548
- Samuele, A. (F) 573–593, 1412–1418
- Sánchez-Sixto, C. (F) 756–770
- Santarsiero, B. D. (F) 1250–1268
- Santos, C. (F) 970–978
- Sanz, F. (S) 1194–1198
- Sarli, V. (S) 429–433
- Sarmiento, I. (S) 1863–1868
- Sarr, M. (F) 1687–1695
- Sasaki, K. (F) 454–460, 780–787
- Sauer, B. (F) 1878–1892
- Savoy, D. N. (F) 487–501
- Scarfo, K. A. (F) 1356–1361
- Schächtele, C. (F) 120–126
- Schamberger, J. (F) 619–626
- Schatzschneider, U.
– Cellular Uptake, Cytotoxicity, and Metabolic Profiling of Human Cancer Cells Treated with Ruthenium(II) Polypyridyl Complexes [Ru(bpy)₂(N–N)]Cl₂ with N–N = bpy, phen, dpq, dppz, and dppn
(F) 1104–1109
DOI: 10.1002/cmdc.200800039
- Scheiber, J. (F) 302–315
- Schemies, J. (F) 1965–1976
- Schenone, S.
– Substituted Pyrazolo[3,4-*b*]pyridines as Potent A₁ Adenosine Antagonists: Synthesis, Biological Evaluation, and Development of an A₁ Bovine Receptor Model
(F) 898–913
DOI: 10.1002/cmdc.200700355
- Schepers, U.
– Conjugation of Spermine Facilitates Cellular Uptake and Enhances Antitumor and Antibiotic Properties of Highly Lipophilic Porphyrins
(S) 1185–1188
DOI: 10.1002/cmdc.200800013
- Schepmann, D. (F) 152–164
- Schiffer, G. (F) 619–626
- Schipani, A. (F) 435–444
- Schirmeister, T.
– *Cis*-Configured Aziridines Are New Pseudo-Irreversible Dual-Mode Inhibitors of *Candida albicans* Secreted Aspartic Protease 2
(F) 302–315
DOI: 10.1002/cmdc.200700101
- Schirmeister, T. (S) 1030–1033
- Schirok, H.
– Design and Synthesis of Potent and Selective Azaindole-Based Rho Kinase (ROCK) Inhibitors
(F) 1893–1904
DOI: 10.1002/cmdc.200800211
- Schlitzer, M.
– Development of Benzophenone-Based Farnesyltransferase Inhibitors as Novel Antimalarials
(F) 1217–1231
DOI: 10.1002/cmdc.200800043
- Studies Addressing the Importance of Charge in the Binding of Fosmidomycin-Like Molecules to Deoxyxylulosephosphate Reductoisomerase
(F) 1232–1241
DOI: 10.1002/cmdc.200800083
- Schlotterbeck, G.
– Metabolite Identification via LC-SPE-NMR-MS of the In vitro Biooxidation Products of a Lead mGlu5 Allosteric Antagonist and Impact on the Improvement of Metabolic Stability in the Series
(F) 136–144
DOI: 10.1002/cmdc.200700203
- Schmidt, B.
– Curcumin-Derived Pyrazoles and Isoxazoles: Swiss Army Knives or Blunt Tools for Alzheimer’s Disease?
(F) 165–172
DOI: 10.1002/cmdc.200700218
- Schmidt, D. (F) 924–939
- Schmidt, F.
– Synthesis and Properties of a Mitochondrial Peripheral Benzodiazepine Receptor Conjugate
(F) 1687–1695
DOI: 10.1002/cmdc.200800249
- Schmidt, J. J. (F) 1905–1912
- Schmitt, M. L. (F) 1965–1976
- Schmitz, K. (S) 1185–1188



- Schmitz-Wienke, J. (F) 1395–1403
 Schneider, G.
 – Scaffold-Hopping Cascade Yields Potent Inhibitors of 5-Lipoxygenase (S) 1535–1538
 DOI: 10.1002/cmdc.200800153
 Schneider, P. (S) 1535–1538
 Schoenhofen, I. C. (S) 55–59
 Schofield, C. J.
 – ESI-MS Studies on Prolyl Hydroxylase Domain 2 Reveal a New Metal Binding Site (S) 569–572
 DOI: 10.1002/cmdc.200700233
 Schollmeyer, D. (F) 924–939
 Schubert-Zsilavec, M. (R) 206–221
 Schuberth, I. (F) 1946–1955
 Schuster, H. J. (F) 1946–1955
 Schwalbe, H.
 – Inhibition of HIV-1 by a Peptide Ligand of the Genomic RNA Packaging Signal Ψ (F) 749–755
 DOI: 10.1002/cmdc.200700194
 Schwarcz, R. (S) 1199–1202
 Sciarrillo, C. (F) 79–90
 Scolastico, C. (F) 1589–1603
 Scozzafava, A. (F) 473–477, 1780–1788
 Sefah, K. (F) 991–1001
 Seifert, R. (CR) 1181–1184
 Selent, J. (S) 1194–1198
 Serra, M. (F) 1589–1603
 Sgaragli, G. (S) 745–748
 Sgobba, M. (S) 421–424
 Sgraja, T. (F) 91–101
 Shaikh, M. (S) 1311–1315
 Shangguan, D. (F) 991–1001
 Sharma, S. (F) 336–344
 Shaw, S. J.
 – Investigating Amine Derivatives of Ambruticin VS-5 and VS-4 (F) 963–969
 DOI: 10.1002/cmdc.200800008
 Sheldrick, W. S.
 – Characterisation of Cisplatin Binding Sites in Human Serum Proteins Using Hyphenated Multidimensional Liquid Chromatography and ESI Tandem Mass Spectrometry (F) 1696–1707
 DOI: 10.1002/cmdc.200800151
 Shen, L. (F) 173–180
 Shen, X.
 – Hyrtiosal, from the Marine Sponge *Hyrtios erectus*, Inhibits HIV-1 Integrase Binding to Viral DNA by a New Inhibitor Binding Site (F) 173–180
 DOI: 10.1002/cmdc.200700223
 Shi, L. (F) 1077–1082
 Shi, L.-P. (S) 1316–1321
 Silber, K. (F) 1217–1231, 1232–1241
 Simmons, J. (F) 963–969
 Šink, R. (F) 1362–1370
 Sinning, C. (F) 1956–1964
 Sippl, W.
 – Thiobarbiturates as Sirtuin Inhibitors: Virtual Screening, Free-Energy Calculations, and Biological Testing (F) 1965–1976
 DOI: 10.1002/cmdc.200800104
 Sisay, M. T. (F) 1566–1571
 Sisto, A. (F) 1048–1060
 Skobeleva, N. (F) 1118–1128
 Smid, P. (M) 1299–1309
 Smit, Martin-Jan (S) 1189–1193
 Smit, Martine J. (M) 861–872
 Smith, D. F. (M) 402–408
 Smith, J. E. (F) 991–1001
 Šolaja, B. A. (F) 1905–1912
 Song, Z.-C. (F) 1077–1082
 Sorba, G. (F) 771–779
 Sottriffer, C. A. (F) 1323–1336
 Souto, J. A. (F) 1435–1442
 Sparatore, A. (S) 418–420
 Spek, A. L. (F) 1427–1434
 Spooen, W. (F) 136–144
 Spyroudis, S.
 – Indeno[1,2-*d*]pyrido[1,2-*a*]pyrimidines: A New Class of Receptor Tyrosine Kinase Inhibitors (S) 429–433
 DOI: 10.1002/cmdc.200700306
 Srivab, P. (F) 803–811
 St-Denis, Y. (S) 226–229
 Staib, P. (F) 302–315
 Stämpfli, A. (F) 136–144
 Stasch, J.-P. (F) 1893–1904
 Steffansen, B. (F) 970–978
 Stein, S. (F) 749–755
 Steinhilber, D. (R) 206–221, (S) 1535–1538
 Stessl, M. (F) 102–110
 Stewart, S. G. (F) 1878–1892
 Stöber, R. (F) 653–659
 Streiff, M. (S) 1027–1029
 Subramanian, J. (F) 336–344
 Suchowerskyj, P. (F) 241–253
 Suh, S. W. (F) 756–770
 Supuran, C. T.
 – Carbonic Anhydrase Inhibitors: Binding of Indanesulfonamides to the Human Isoform II (F) 473–477
 DOI: 10.1002/cmdc.200700274
 – Carbonic Anhydrase Inhibitors: Design of Membrane-Impermeant Copper(II) Complexes of DTPA-, DOTA-, and TETA-Tailed Sulfonamides Targeting the Tumor-Associated Transmembrane Isoform IX (F) 1780–1788
 DOI: 10.1002/cmdc.200800267
 Sutcliffe, O. B. (F) 1708–1730
 Svenstrup, N.
 – New DNA Polymerase III Inhibitors: 3-Substituted Anilinouracils with Potent Antibacterial Activity in vitro and in vivo (F) 1604–1615
 DOI: 10.1002/cmdc.200800117
 Syed, S. (S) 1520–1524
 Tacke, R.
 – Sila-Haloperidol, a Silicon Analogue of the Dopamine (D_2) Receptor Antagonist Haloperidol: Synthesis, Pharmacological Properties, and Metabolic Fate (F) 152–164
 DOI: 10.1002/cmdc.200700205
 Taha, M. O.
 – Discovery of DPP IV Inhibitors by Pharmacophore Modeling and QSAR Analysis followed by in silico Screening (F) 1763–1779
 DOI: 10.1002/cmdc.200800213
 Taheri, L. (F) 1677–1686
 Tai, A. (F) 454–460, 780–787
 Tai, P. C. (F) 1242–1249
 Tai, W.-Y. (S) 74–78
 Tait, A.
 – Medicinal Chemistry in Parasitology: New Avenues in Drug Discovery (CR) 409–411
 DOI: 10.1002/cmdc.200700184
 Takamatsu, K. (F) 454–460, 780–787
 Takano, A. (F) 454–460, 780–787
 Takasaki, T. (S) 1658–1661
 Taliani, S. (CR) 181–184
 Tam, M. (S) 1525–1529
 Tam, S. Y. (S) 1525–1529
 Tampé, R. (F) 749–755
 Tan, J.-h. (R) 690–713
 Tan, L. (F) 1566–1571
 Tan, W.
 – Cell Specific Aptamer–Photosensitizer Conjugates as a Molecular Tool in Photodynamic Therapy (S) 425–428
 DOI: 10.1002/cmdc.200700260
 – Molecular Recognition of Small-Cell Lung Cancer Cells Using Aptamers (F) 991–1001
 DOI: 10.1002/cmdc.200800030
 Tang, G.-Y. (S) 233–236
 Tang, W. (S) 1316–1321
 Tang, Y.
 – Hyrtiosal, from the Marine Sponge *Hyrtios erectus*, Inhibits HIV-1 Integrase Binding to Viral DNA by a New Inhibitor Binding Site (F) 173–180
 DOI: 10.1002/cmdc.200700223
 Tang, Z. (S) 425–428, (F) 991–1001
 Tanrikulu, Y. (S) 1535–1538
 Tao, L. (M) 552–559
 Tapadar, S. (F) 1250–1268
 Tarallo, L. (F) 594–602
 Taramelli, D. 371–373, (S) 418–420
 Tarjan, G. (M) 552–559
 Tarragó, T. (F) 1558–1565
 Tarzia, G.
 – Editorial: Medicinal Chemistry: Defining Itself 1147–1149
 DOI: 10.1002/cmdc.200800116
 Tate, E. W. (M) 402–408
 Taylor, P. C.
 – Rapid Identification of a Putative Interaction between β_2 -Adrenoreceptor Agonists and ATF4 using a Chemical Genomics Approach (S) 742–744
 DOI: 10.1002/cmdc.200700317



- Tacke, M.
 – Oxali-Titanocene Y: A Potent Anticancer Drug (S) 729–731
 DOI: 10.1002/cmdc.200700302

Taylor, S. D.

- Ground State, Intermediate, and Multivalent Nucleotide Analogue Inhibitors of Cytidine 5'-Triphosphate Synthase (S) 1853–1857

DOI: 10.1002/cmdc.200800236

Tayyem, H. (F) 145–151

Teixidó, J.

- Discovery of Novel Non-Cyclam Polynitrogenated CXCR4 Coreceptor Inhibitors (F) 1549–1557

DOI: 10.1002/cmdc.200800145

Tekumalla, V. (F) 794–802

Terrazas, M. (F) 573–593

Tesauro, D. (F) 594–602

Theis, B. (F) 152–164

Theodossiou, T. A. (M) 1635–1643

Thiry, A. (F) 473–477

Thoret, S. (F) 1731–1739

Thutewohl, M. (F) 1893–1904

Tian, Z.-Q. (F) 963–969

Tietze, L. F.

- Asymmetric Synthesis and Biological Evaluation of Glycosidic Prodrugs for a Selective Cancer Therapy (F) 1946–1955

DOI: 10.1002/cmdc.200800250

Tigyi, G. Corrigendum: 200

Tintori, C. (F) 898–913

Tipparaaju, S. K. (F) 1250–1268

Tobin, J. F. (S) 1525–1529

Togninelli, A. (F) 573–593

Tolomeo, M. (F) 345–355

Tomašić, T. (F) 1362–1370

Tosco, P. (F) 1443–1448

Totzke, F. (F) 120–126

Tramice, A. (F) 1419–1426

Tran, C. Q. (F) 963–969

Trappeniers, M. (F) 1061–1070

Tressler, L. E. (F) 1905–1912

Trincavelli, M. L. (F) 898–913

Trincone, A.

- Facile Biocatalytic Access to 9-Fluorenylmethyl Polyglycosides: Evaluation of Antiviral Activity on Immunocompetent Cells (F) 1419–1426

DOI: 10.1002/cmdc.200800086

Tron, G. C.

- Synthesis and Biological Evaluation of Isosteric Analogues of FK866, an Inhibitor of NAD Salvage (F) 771–779

DOI: 10.1002/cmdc.200700311

Trusselle, M. N. (F) 603–618

Tsanakopoulou, M. (S) 429–433

Tsantili-Kakoulidou, A. (CR) 561–563

Tsogas, I. (M) 1635–1643

Tsukahara, R. Corrigendum: 200

Tsukahara, T. Corrigendum: 200

Tuccinardi, T. (F) 898–913

Turkson, J.

- Molecular Approaches towards the Inhibition of the Signal Transducer and Activator of Transcription 3 (Stat3) Protein (M) 1159–1168

DOI: 10.1002/cmdc.200800123

Tušek-Božić, L. (R) 1478–1492

Tyrrell, D. L. J. (S) 1508–1515

U

Uciechowska, U. (F) 1965–1976

Ullrich, T.

- Synthesis and Immobilization of *erythro*-C14- ω -Aminosphingosine-1-phosphate as a Potential Tool for Affinity Chromatography (F) 356–360

DOI: 10.1002/cmdc.200700285

Uno, M. (F) 1094–1103

Urwylar, S. (S) 1520–1524

Ushirogouchi, H. (S) 1658–1661

V

Vaccaro, M. (F) 594–602

Vaiana, N. (S) 418–420

Valerio, M. (F) 833–843

Van Beneden, K. (F) 1061–1070

van Boeckel, C. A. A. (S) 1189–1193

Van Calenbergh, S.

- Synthesis and in vitro Evaluation of α -GalCer Epimers (F) 1061–1070

DOI: 10.1002/cmdc.200800021

van Groen, T. (S) 1848–1852

Van Lommen, G.

- Discovery of Potent, Orally Bioavailable Small-Molecule Inhibitors of the Human CCR2 Receptor (F) 660–669

DOI: 10.1002/cmdc.200700276

Van Wauwe, J. P. (F) 660–669

van Wezel, G. P.

- Phenanthroline Derivatives with Improved Selectivity as DNA-Targeting Anticancer or Antimicrobial Drugs (F) 1427–1434

DOI: 10.1002/cmdc.200800097

Vasilliou, C. C. (S) 1311–1315

Vázquez, J. (F) 979–985

Vega-Hernández, M. C. (F) 1740–1747

Veleiro, A. S. (F) 1869–1877

Venkatesan, A. (S) 1658–1661

Vennerstrom, J. L. (F) 1905–1912

Venturoni, F. (F) 914–923, (S) 1199–1202

Verdin, E. (F) 1965–1976

Verdonk, M. L.

- Group Efficiency: A Guideline for Hits-to-Leads Chemistry (Y) 1179–1180

DOI: 10.1002/cmdc.200800132

Verma, R. P.

- Taxane Analogues against Breast Cancer: A Quantitative Structure–Activity Relationship Study (F) 642–652

DOI: 10.1002/cmdc.200700278

Verziji, D. (M) 861–872

Vesper, B. J. (M) 552–559

Vetcher, L. (F) 963–969

Vičík, R. (S) 1030–1033

Vieira, E. (F) 136–144

Vigorita, M. G. (F) 1419–1426

Villarreal, F. J. (F) 812–820

Viola, G.

- Diazoniapolycyclic Ions Inhibit the Activity of Topoisomerase I and the Growth of Certain Tumor Cell Lines (S) 1671–1676

DOI: 10.1002/cmdc.200800186

Viola-Villegas, N. (F) 1387–1394

Viry, E. (S) 1667–1670

Vistoli, G.

- Fragmental Modeling of Human Glutamate Transporter EAAT1 and Analysis of its Binding Modes by Docking and Pharmacophore Mapping (F) 79–90

DOI: 10.1002/cmdc.200700197

- Modeling of the Intestinal Peptide Transporter hPepT1 and Analysis of its Transport Capacities by Docking and Pharmacophore Mapping (F) 1913–1921

DOI: 10.1002/cmdc.200800184

Vitulli, G. (S) 226–229

Vogel, G. M. T. (S) 1189–1193

Voigt, B. (F) 120–126

von Frijtag Drabbe Kuenzel, J. K. (F) 111–119

von Hof, J. M. (F) 1946–1955

von Nussbaum, F.

- “Superbugs Bunny” Outsmarts Our Immune Defense (H) 1173–1177

DOI: 10.1002/cmdc.200800171

- Total Synthesis and Initial Structure–Activity Relationships of Longicatenamycin A (F) 619–626

DOI: 10.1002/cmdc.200700297

Vonsovics, S. (S) 1189–1193

Vu, B. C. (F) 1129–1134

Vullo, D. (F) 1780–1788

Vuong, H. (F) 1756–1762

W

Wade, R. C.

- On the use of PIPSA to Guide Target-Selective Drug Design (S) 413–417

DOI: 10.1002/cmdc.200700154

Wagener, M.

- SyGMA: Combining Expert Knowledge and Empirical Scoring in the Prediction of Metabolites (F) 821–832

DOI: 10.1002/cmdc.200700312

Wagner, T. (S) 1027–1029

Wähälä, K.

- A 3D QSAR Model of 17 β -HSD1 Inhibitors Based on a Thieno[2,3-*d*]pyrimidin-4(3*H*)-one Core Applying Molecular Dynamics

- Simulations and Ligand–Protein Docking (F) 461–472
DOI: 10.1002/cmdc.200700271
- Wan, Z.-K. (S) 1525–1529
- Wang, A. Z. (S) 1311–1315, 1839–1843
- Wang, B.
– Structure-Based Discovery and Experimental Verification of Novel AI-2 Quorum Sensing Inhibitors against *Vibrio harveyi* (F) 1242–1249
DOI: 10.1002/cmdc.200800076
- Wang, G.-F. (S) 1316–1321
- Wang, W.-L. (S) 1316–1321
- Wang, X. (F) 940–945
- Wang, Z. (F) 963–969
- Warnecke, A. (R) 20–53
- Watermeyer, N. D. (S) 1649–1653
- Watzler, B. (F) 1956–1964
- Wdzieczak-Bakala, J. (F) 1731–1739
- Weber, L.
– Isoquinolin-1-one Inhibitors of the MDM2–p53 Interaction (F) 1118–1128
DOI: 10.1002/cmdc.200800025
- Webster, R. (F) 1756–1762
- Weggen, S. (F) 165–172
- Wegscheid-Gerlach, C. (S) 1503–1507
- Weiss, C. K.
– The First Step into the Brain: Uptake of NIO-PBCA Nanoparticles by Endothelial Cells in vitro and in vivo, and Direct Evidence for their Blood–Brain Barrier Permeation (F) 1395–1403
DOI: 10.1002/cmdc.200800130
- Wellner, E. (F) 152–164
- Welzenbach, K. (S) 1027–1029
- Werner, J. M. (F) 1061–1070
- Westby, M. (F) 1756–1762
- Westerhof, K. (S) 1839–1843
- Whitfield, D. M. (S) 55–59
- Wichmann, J. (F) 323–335
- Wiese, M.
– Identification of Putative Binding Sites of P-glycoprotein Based on its Homology Model (F) 280–295
DOI: 10.1002/cmdc.200700249
- Wiesehan, K. (S) 1848–1852
- Wiesner, J. (F) 1217–1231, 1232–1241
- Wijkmans, J. C. H. M. (S) 1189–1193
- Wijtmans, M.
– Towards Small-Molecule CXCR3 Ligands with Clinical Potential (M) 861–872
DOI: 10.1002/cmdc.200700365
- Will, J. (F) 1696–1707
- Willbold, D.
– Reduction of Alzheimer's Disease Amyloid Plaque Load in Transgenic Mice by D3, a D-Enantiomeric Peptide Identified by Mirror Image Phage Display (S) 1848–1852
DOI: 10.1002/cmdc.200800273
- Williams, D. (F) 1756–1762
- Williams, S. D.
– Editorial: Increasing Attention 3–5
DOI: 10.1002/cmdc.200700299
- Williams, S. J.
– Discovery of Water-Soluble Antioxidant Flavonols without Vasorelaxant Activity (F) 1572–1579
DOI: 10.1002/cmdc.200800146
- Wilson, D. P. (S) 1525–1529
- Winefield, R. D. (S) 1844–1847
- Winkler, J. (F) 102–110
- Winum, J.-Y.
– Carbonic Anhydrase Inhibitors: Design of Membrane-Impermeant Copper(II) Complexes of DTPA-, DOTA-, and TETA-Tailed Sulfonamides Targeting the Tumor-Associated Transmembrane Isoform IX (F) 1780–1788
DOI: 10.1002/cmdc.200800267
- Wipf, P. (F) 1905–1912
- Wisse, J. A. J. (S) 1189–1193
- Wölfel, S.
– Cellular Uptake, Cytotoxicity, and Metabolic Profiling of Human Cancer Cells Treated with Ruthenium(II) Polypyridyl Complexes [Ru(bpy)₂(N–N)]Cl₂ with N–N = bpy, phen, dpq, dppz, and dppn (F) 1104–1109
DOI: 10.1002/cmdc.200800039
- Woltering, T. J.
– Asymmetric Synthesis and Receptor Pharmacology of the Group II mGlu Receptor Ligand (1S,2R,3R,5R,6S)-2-Amino-3-hydroxy-bicyclo[3.1.0]hexane-2,6-dicarboxylic Acid—HYDIA (F) 323–335
DOI: 10.1002/cmdc.200700226
- Wolters, D. A. (F) 1696–1707
- Wong, K.-Y.
– Discovery of a Drug-Like G-Quadruplex Binding Ligand by High-Throughput Docking (S) 881–884
DOI: 10.1002/cmdc.200700342
- Wong, K.-Y. (R) 690–713
- Woo, L. W. L. (F) 603–618, 1708–1730
- Woodman, O. L. (F) 1572–1579
- Worby, A. (S) 226–229
- Wu, J.
– Structure-Based Optimization of Protein Tyrosine Phosphatase-1B Inhibitors: Capturing Interactions with Arginine 24 (S) 1525–1529
DOI: 10.1002/cmdc.200800188
- Wünsch, B. (F) 152–164
- Wyatt, P. G. (F) 435–444
- Xie, C.-M. (S) 74–78
- Xodo, L.
– Small Interfering RNA-Mediated Silencing of Glutathione-S-Transferase A1 Sensitizes Hepatic Carcinoma Cells to Photodynamic Therapy with Pentaphyrins (S) 565–568
DOI: 10.1002/cmdc.200700273
- Xu, S.-P. (S) 1516–1519
- Xu, W. (S) 1525–1529
- Xu, Y. (F) 963–969
- Yakushiji, N. (F) 454–460, 780–787
- Yamaguchi, H. (S) 230–232
- Yang, G.-F.
– Computational Design and Discovery of Conformationally Flexible Inhibitors of Acetohydroxyacid Synthase to Overcome Drug Resistance Associated with the W586L Mutation (S) 1203–1206
DOI: 10.1002/cmdc.200800103
- Yang, S. (F) 1250–1268
- Yap, S. (F) 1572–1579
- Yardley, V. (S) 1649–1653
- Ye, H. (S) 732–736
- Yeung, K.-S.
– Inhibition of hERG Channel Trafficking: An Under-Explored Mechanism for Drug-Induced QT Prolongation (H) 1501–1502
DOI: 10.1002/cmdc.200800170
- Young, D. C. (S) 1508–1515
- Yu, J. Q. (F) 145–151
- Yu, S. Corrigendum: 200
- Yu, Z. (F) 173–180
- Yuet, K. (S) 1311–1315
- Zaliani, A. (S) 1503–1507
- Zampori, M. G. (S) 226–229
- Zanoli, S. (F) 573–593
- Zappalà, M. (S) 1030–1033
- Zarantonello, P. (S) 226–229
- Zbilut, J. P. (F) 833–843
- Zega, A.
– Synthesis and Biological Evaluation of N-Acylhydrazones as Inhibitors of MurC and MurD Ligases (F) 1362–1370
DOI: 10.1002/cmdc.200800087
- Zettl, H. (R) 206–221
- Zhan, C.-G.
– Computational Design and Discovery of Conformationally Flexible Inhibitors of Acetohydroxyacid Synthase to Overcome Drug Resistance Associated with the



- W586L Mutation
(S) 1203–1206
DOI: 10.1002/cmdc.200800103
- Zhang, H.-C.
– Carba-nucleosides as Potent Antagonists of the Adenosine 5'-Diphosphate (ADP) Purinergic Receptor (P2Y₁₂) on Human Platelets
(S) 732–736
DOI: 10.1002/cmdc.200700310
- Zhang, H.-Y.
– Convergent Evolution of Medicines
(E) 1169–1171
DOI: 10.1002/cmdc.200800093
- How Many Traditional Chinese Medicine Components Have Been Recognized by Modern Western Medicine? A Chemoinformatic Analysis and Implications for Finding Multicomponent Drugs
(S) 233–236
DOI: 10.1002/cmdc.200700291
- Zhang, L. (S) 1311–1315, 1839–1843
- Zhang, Y.-L. (S) 1525–1529
- Zhang, Y.-M. (F) 1936–1945
- Zhong, X.-G. (S) 1316–1321
- Zhong, Z. (F) 963–969
- Zhu, F.-H. (S) 1316–1321
- Zhu, H.-L.
– Synthesis, Antiproliferative Activity, and Structure–Activity Relationships of 3-Aryl-1*H*-quinolin-4-ones
(F) 1077–1082
DOI: 10.1002/cmdc.200800057
- Synthesis, Antiproliferative Evaluation, and Structure–Activity Relationships of 3-Arylquinolines
(S) 1516–1519
DOI: 10.1002/cmdc.200800160
- Zhu, T.-T. (S) 1516–1519
- Ziche, M. (F) 1039–1047
- Zingaro, R. A.
– Herceptin–Platinum(II) Binding Complexes: Novel Cancer-Cell-Specific Agents
(F) 954–962
DOI: 10.1002/cmdc.200700349
- Zinzalla, G. (F) 1922–1935
- Zizzari, A. T. (F) 898–913
- Zou, S. (F) 1356–1361
- Zubieta, J. (F) 1387–1394
- Zuo, J.-P.
– Rational Design and Synthesis of 2,2-Bisheterocycle Tandem Derivatives as Non-Nucleoside Hepatitis B Virus Inhibitors
(S) 1316–1321
DOI: 10.1002/cmdc.200800136
- Zürcher, M. (S) 237–240

A full Keyword Index can be found on our homepage (www.chemmedchem.org) in Wiley InterScience.